

Ad Soyad:.....  
Sınıfı:.....  
Numarası:.....


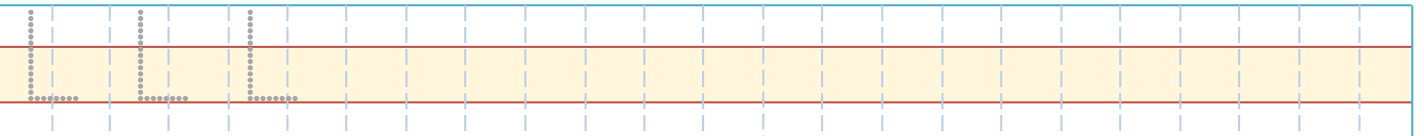
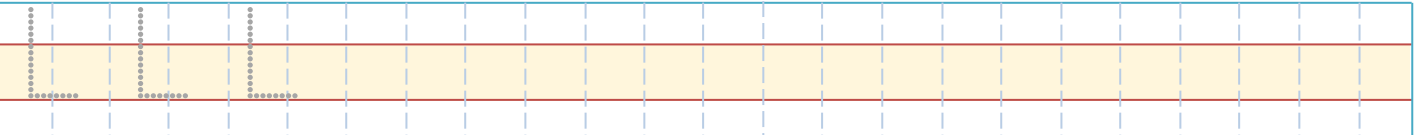
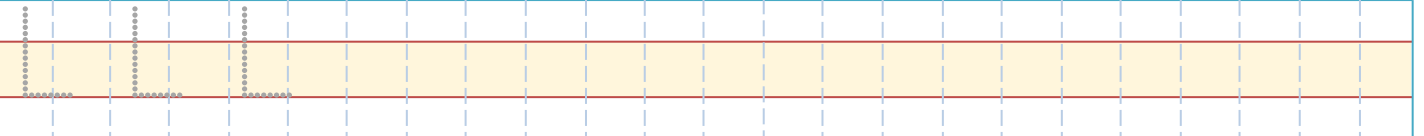

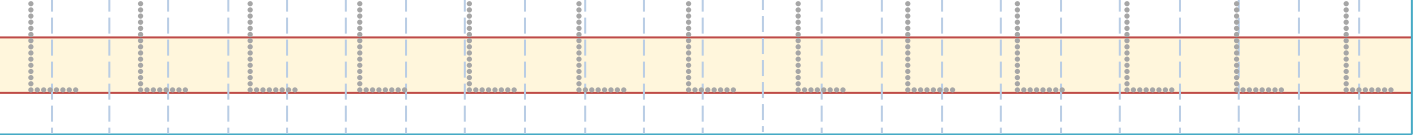
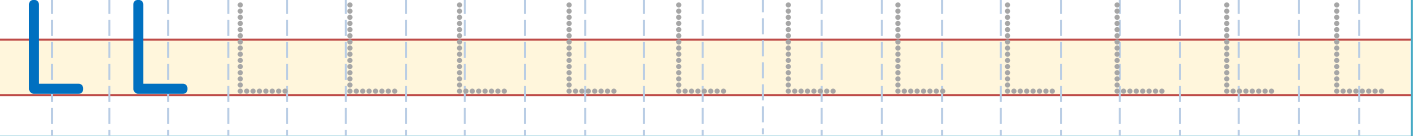
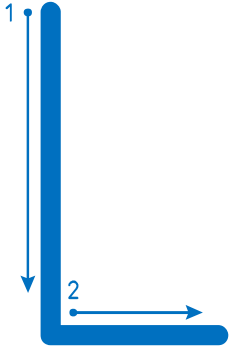


## "L" SESİ FASİKÜLÜ

## HİSSETME

Aşağıda verilen görsellerden adında 'l' sesi bulunanları işaretleyelim.







Handwriting practice row 1: A yellow background with a blue top line and a red bottom line. It contains two solid blue lowercase 'l's followed by ten dashed lowercase 'l's for tracing.



Handwriting practice row 2: A yellow background with a blue top line and a red bottom line. It contains ten dashed lowercase 'l's for tracing.



Handwriting practice row 3: A yellow background with a blue top line and a red bottom line. It contains three dashed lowercase 'l's for tracing, followed by blank space for independent practice.



Handwriting practice row 4: A yellow background with a blue top line and a red bottom line. It contains two dashed lowercase 'l's for tracing, followed by blank space for independent practice.



Handwriting practice row 5: A yellow background with a blue top line and a red bottom line. It contains one dashed lowercase 'l' for tracing, followed by blank space for independent practice.



Handwriting practice row 6: A yellow background with a blue top line and a red bottom line. It contains one dashed lowercase 'l' for tracing, followed by blank space for independent practice.



Handwriting practice row 7: A yellow background with a blue top line and a red bottom line. It contains one dashed lowercase 'l' for tracing, followed by blank space for independent practice.



Handwriting practice row 8: A yellow background with a blue top line and a red bottom line. It contains one dashed lowercase 'l' for tracing, followed by blank space for independent practice.



Handwriting practice row 1: A row of 12 vertical dashed lines on a yellow background, each starting with a dotted letter 'L' for tracing.



Handwriting practice row 2: A row of 12 vertical dashed lines on a yellow background, each starting with a dotted letter 'L' for tracing.



Handwriting practice row 3: A row of 12 vertical dashed lines on a yellow background, each starting with a dotted letter 'L' for tracing.



Handwriting practice row 4: A row of 12 vertical dashed lines on a yellow background, each starting with a dotted letter 'L' for tracing.



Handwriting practice row 5: A row of 12 vertical dashed lines on a yellow background, each starting with a dotted letter 'L' for tracing.



Handwriting practice row 6: A row of 12 vertical dashed lines on a yellow background, each starting with a dotted letter 'L' for tracing.



Handwriting practice row 7: A row of 12 vertical dashed lines on a yellow background, each starting with a dotted letter 'L' for tracing.



Handwriting practice row 8: A row of 12 vertical dashed lines on a yellow background, each starting with a dotted letter 'L' for tracing.



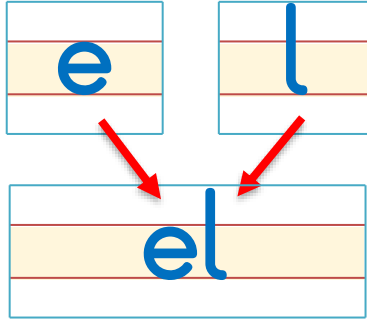
Handwriting practice row 9: A row of 12 vertical dashed lines on a yellow background, each starting with a dotted letter 'L' for tracing.



Handwriting practice row 10: A row of 12 vertical dashed lines on a yellow background, each starting with a dotted letter 'L' for tracing.



Handwriting practice row 11: A row of 12 vertical dashed lines on a yellow background, each starting with a dotted letter 'L' for tracing.



el



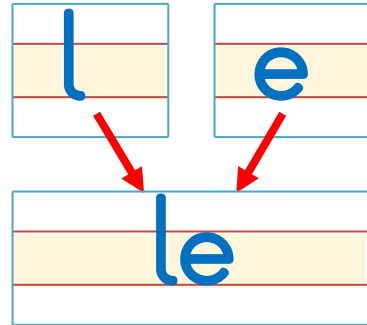
el el el el el el el el el el el



el el el el el el



el



le



le le le le le le le le le le le

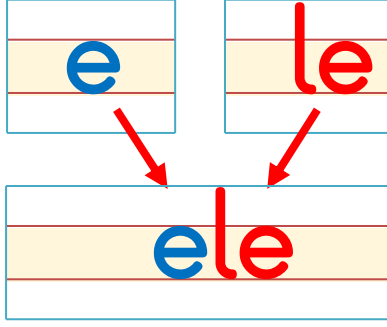


le le le le le le



le

Öğrendiğimiz seslerden yeni heceler ve kelimeler oluşturalım.

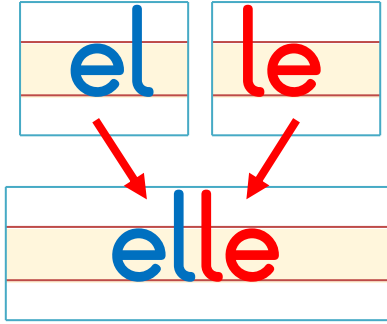


ele

ele ele ele ele

ele ele ele

ele ele



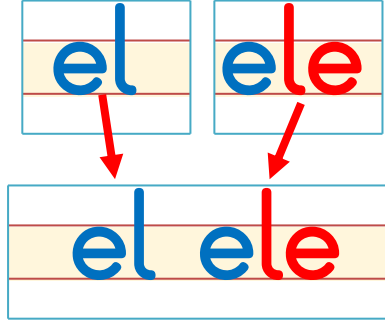
elle

elle elle elle elle

elle elle elle

elle elle

Öğrendiğimiz ses ve hecelerden yeni kelimeler ve cümleler oluşturalım.



el ele

el ele el ele el ele el ele

el ele el ele el ele

el ele el ele







elle.

El ele elle. El ele elle.

El ele elle. El ele elle.

Aşağıda verilen görsellerin isimlerinde 'l' sesinin nerede olduğunu işaretleyelim.



Aşağıdaki balonlardan üzerinde 'l' sesi olanları istediğiniz renge boyayın.

