





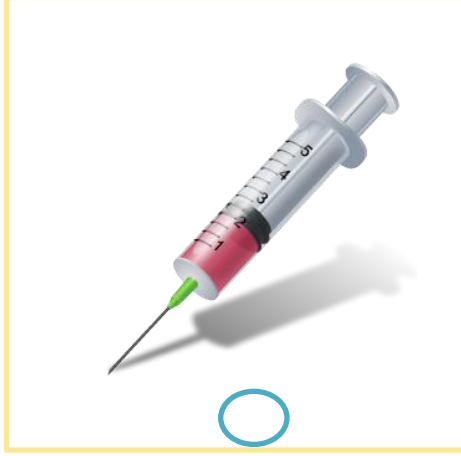
Ad Soyad:.....
Sınıfı:.....
Numarası:.....




" İ " SESİ FASİKÜLÜ

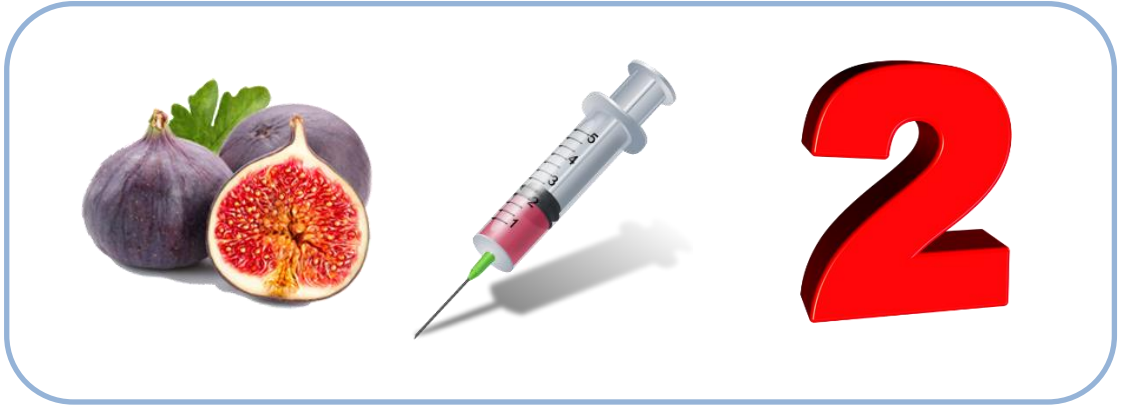
HİSSETME

Aşağıda verilen görsellerden adında ' İ ' sesi bulunanları işaretleyelim.





Handwriting practice lines for the letter 'İ'. Each line consists of a blue top line, a yellow middle line, and a red bottom line. The first line shows two examples of the letter 'İ' written in blue, with a small blue arrow pointing to the start of each stroke. The remaining lines are blank for practice, each starting with a small blue arrow pointing to the start of the first stroke.



Handwriting practice lines for the letter 'İ'. Each line starts with a pencil icon pointing to the first 'İ' character. The lines are divided into a yellow middle section and a white top and bottom section. The first line contains three 'İ' characters, while the rest are blank for practice.



Handwriting practice row with a yellow background and blue dashed lines. The word "İ" is written vertically in the first column.



Handwriting practice row with a yellow background and blue dashed lines. The word "İ" is written vertically in the first column.



Handwriting practice row with a yellow background and blue dashed lines. The word "İ" is written vertically in the first column.



Handwriting practice row with a yellow background and blue dashed lines. The word "İ" is written vertically in the first column.



Handwriting practice row with a yellow background and blue dashed lines. The word "İ" is written vertically in the first column.



Handwriting practice row with a yellow background and blue dashed lines. The word "İ" is written vertically in the first column.



Handwriting practice row with a yellow background and blue dashed lines. The word "İ" is written vertically in the first column.



Handwriting practice row with a yellow background and blue dashed lines. The word "İ" is written vertically in the first column.



Handwriting practice row with a yellow background and blue dashed lines. The word "İ" is written vertically in the first column.



Handwriting practice row with a yellow background and blue dashed lines. The word "İ" is written vertically in the first column.



Handwriting practice row with a yellow background and blue dashed lines. The word "İ" is written vertically in the first column.



Handwriting practice row with a yellow background and blue dashed lines. The word "İ" is written vertically in the first column.

il

i

l

il il il

il

il il il



il il il il il il il il il il il il



il il il il il il il il il il il il



il

ik

i

k

ik ik ik

ik

ik ik ik



ik ik ik ik ik ik ik ik ik ik ik ik



ik ik ik ik ik ik



ik

li

l i
li

li li li
li li li



li li li li li li li li li li



li li li



li li li

ki

k i
ki

ki ki ki
ki ki ki



ki ki ki ki ki ki ki ki ki ki



ki ki ki



ki ki ki

ilk

i l k
ilk

ilk ilk
ilk ilk



ilk ilk ilk ilk ilk ilk ilk ilk ilk ilk



ilk ilk ilk ilk ilk



ilk

ile

i le
ile

ile ile
ile ile



ile ile ile ile ile ile ile ile



ile ile ile ile



ile

ilke

il ke
ilkeilke
ilke

ilke ilke ilke ilke ilke

ilke ilke ilke

ilke

ille

il le
illeille
ille

ille ille ille ille ille ille ille

ille ille ille

ille

kil

k i l
kil

kil kil
kil kil



kil kil kil kil kil kil kil



kil kil kil



kil

iki

i ki
iki

iki iki
iki iki



iki iki iki iki iki iki



iki iki iki



iki

elli

el li
elli

elli elli
elli elli



elli elli elli elli elli



elli elli elli



elli

lila

li la
lila

lila lila
lila lila



lila lila lila lila



lila lila lila



lila

Aşağıdaki kelime ve heceleri dikkatlice okuyarak yazalım



il il



ik ik



li li



ki ki



ilk ilk



kil kil



kil kil



ilke ilke



lila lila



ille ille



iki iki

Aşağıdaki hece ve kelimeleri dikkatlice okuyarak yazalım.



illa illa



elli elli



Ali Ali



ilke ilke



kekik kekik



keklik keklik



aile aile



ilkeli ilkeli



lekeli lekeli

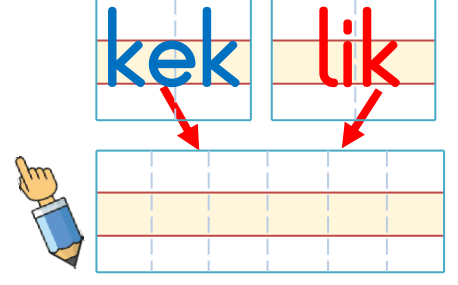
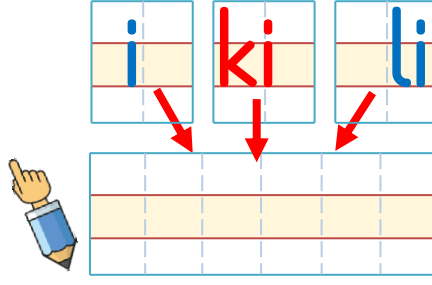
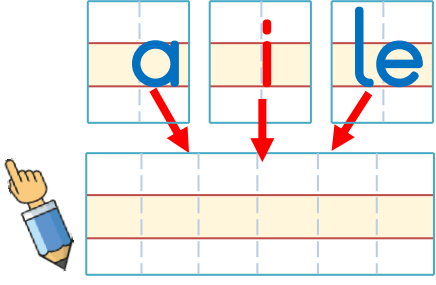
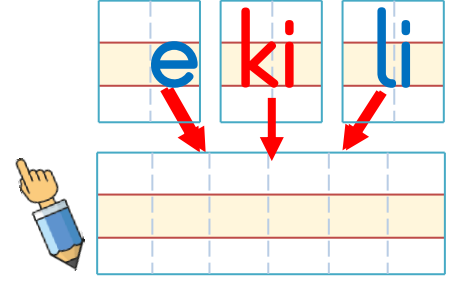
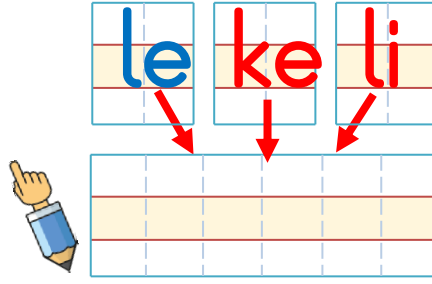
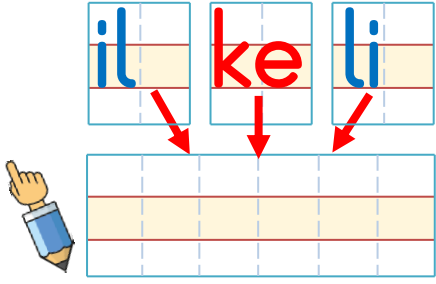


ikili ikili



ekili ekili

Heceleri birleştirerek yeni kelimeler oluşturalım.



Aşağıdaki metni dikkatlice okuyup yazalım.

İlke

Kalk İlke kalk.



İki kek al.



Kekik ile kek al.



Keke kekik ekle.





Ekle İlke ekle.



Ali ile ikili ekle.



Aşağıda verilen görsellerin isimlerinde 'i' sesinin nerede olduğunu işaretleyelim.



Aşağıdaki balonlardan üzerinde 'i' sesi olanları istediğiniz renge boyayın.

