

En Yakın Onluğa Yuvarlayalım

AKLIMDA!

Sayılar en yakın onluğa yuvarlanırken birler basamağına bakılır.

Birler basamağı

1 2 3 4

olanlar kendi onluğuna yuvarlanırlar.

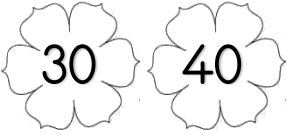
Birler basamağı

5 6 7 8 9

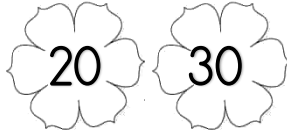
olanlar bir sonraki onluğa yuvarlanırlar.

Etkinlik: Aşağıda verilen sayıların en yakın olduğu onluğun çiçeğini boyayalım.

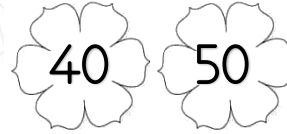
36



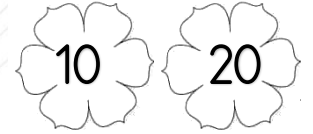
27




42




11



53




56



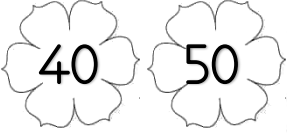
64




68



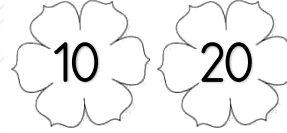
49



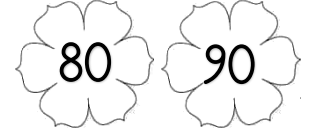
72




17




85



14




33



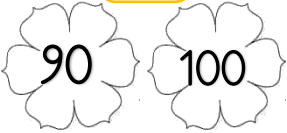
55



22




93




51



74



75



Etkinlik: Aşağıda verilen sayıların en yakın olduğu onluğı yazalım.

43 →	54 →	28 →	18 →
26 →	47 →	31 →	57 →
14 →	42 →	35 →	61 →
72 →	92 →	24 →	22 →
58 →	88 →	63 →	84 →

Etkinlik: Ortadaki sayıya yuvarlanan sayıları boyayalım.

<p>18</p> <p>16 20 25</p> <p>23 14</p>	<p>45</p> <p>37 40 42</p> <p>34 43</p>	<p>73</p> <p>65 70 68</p> <p>61 76</p>
<p>44</p> <p>57 50 51</p> <p>52 48</p>	<p>74</p> <p>76 80 83</p> <p>88 72</p>	<p>29</p> <p>24 30 27</p> <p>36 34</p>
<p>95</p> <p>88 90 97</p> <p>94 83</p>	<p>5</p> <p>17 10 12</p> <p>15 6</p>	<p>61</p> <p>63 60 54</p> <p>59 65</p>