
























Defterimize yapıştıralım.









Harf Bulmaca ve Boyama

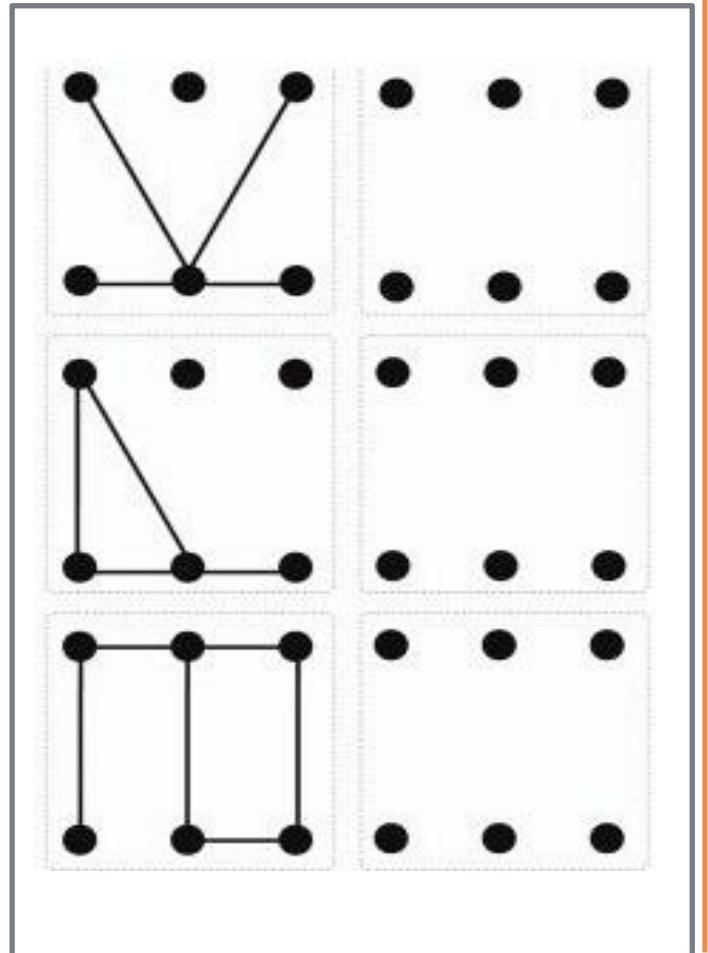
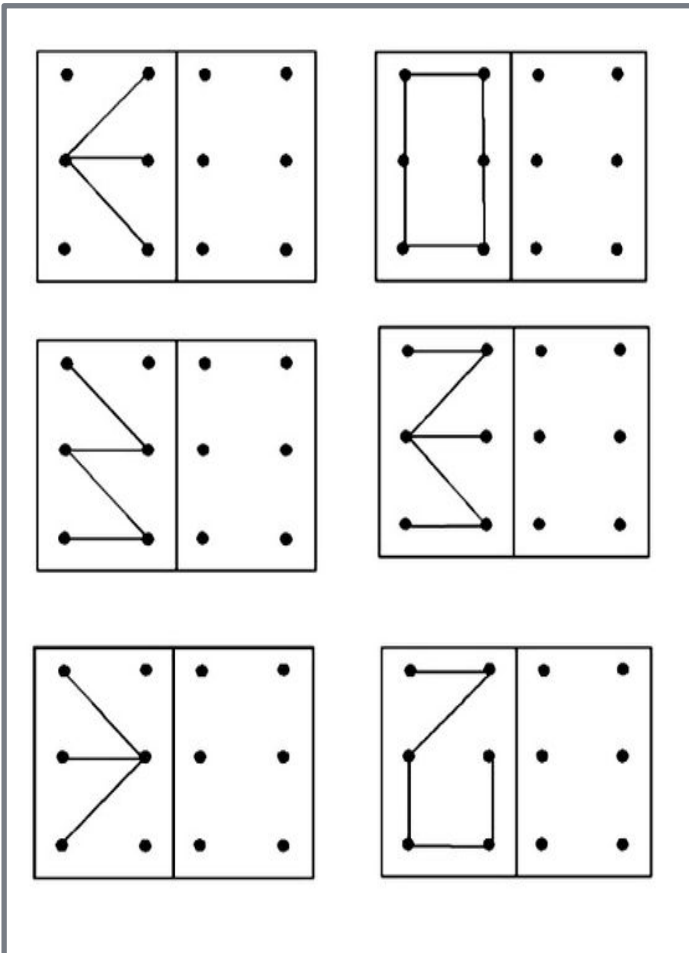
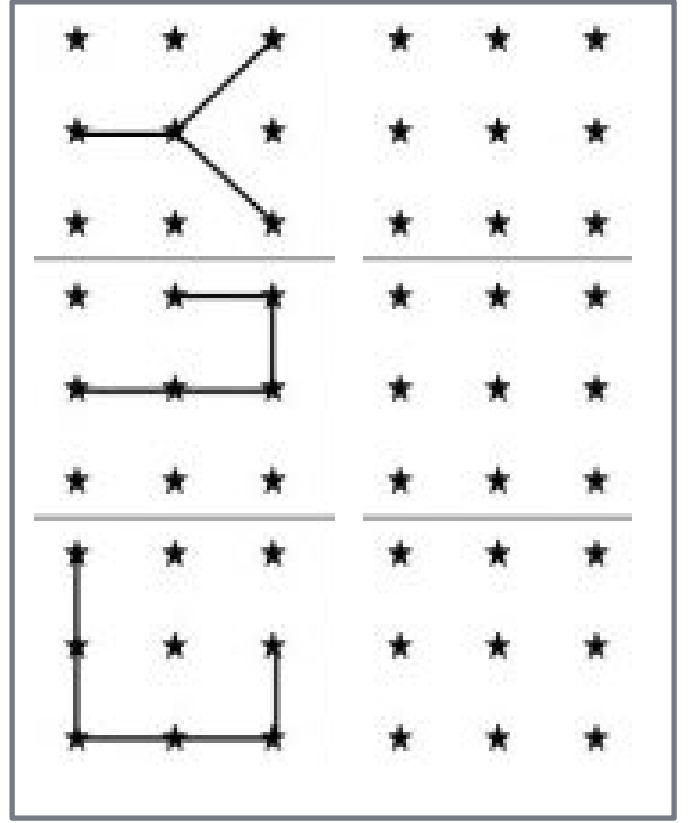
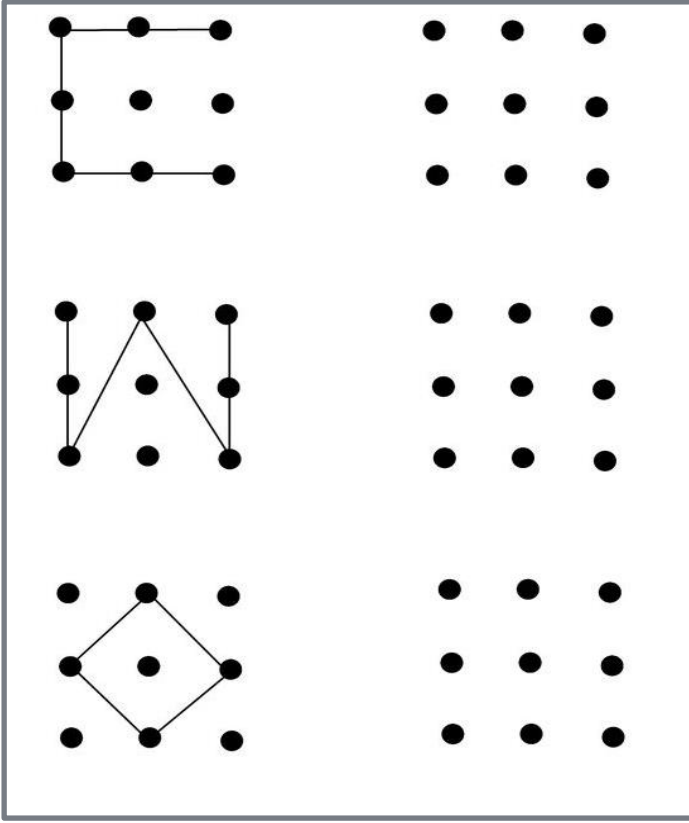
Aşağıdaki uçan balonların içinde verilen "E" ve "e" harflerini bulup boyayalım.

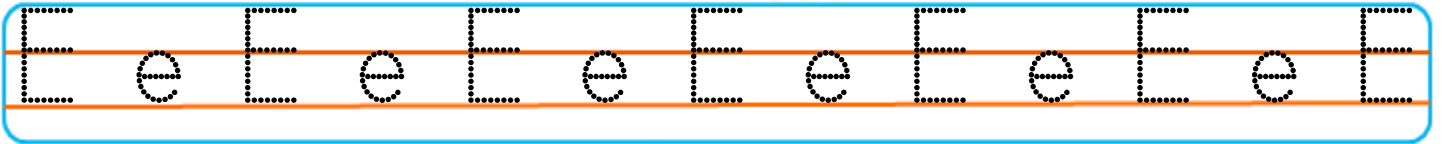
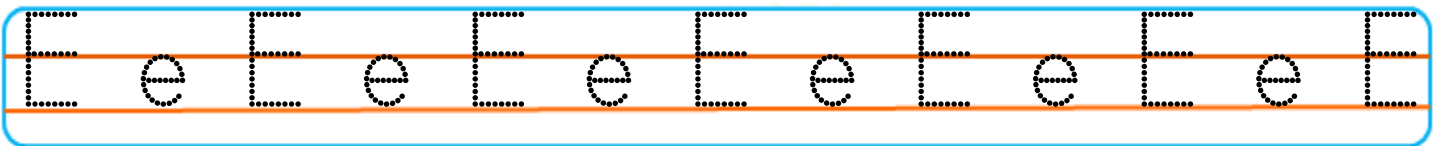
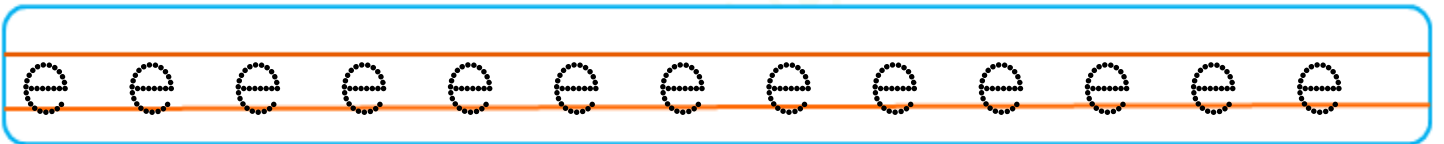
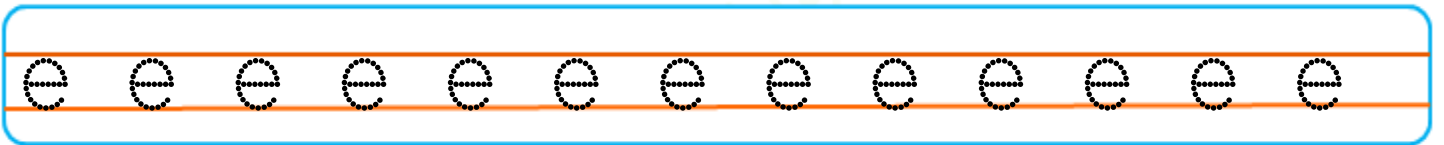
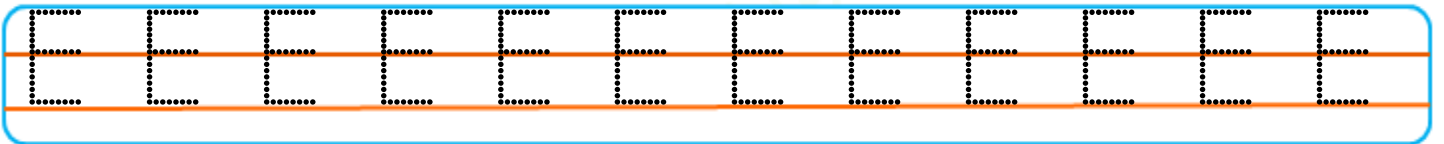


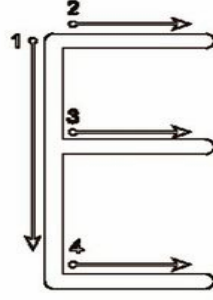



Görselleri dikkatlice inceleyelim. İçinde "e" sesi olanları boyayalım. Sonra çizgi ile "E" sesine götürelim.



"Aynı şekli çizelim"

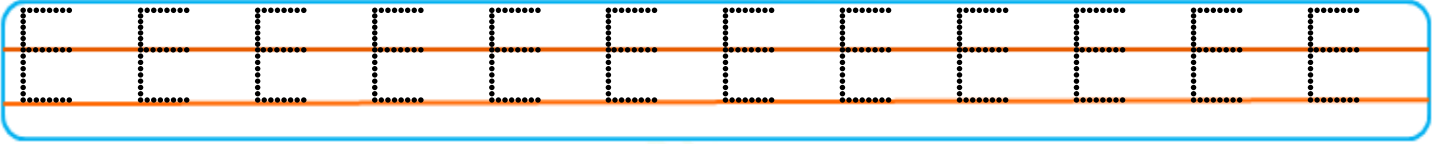
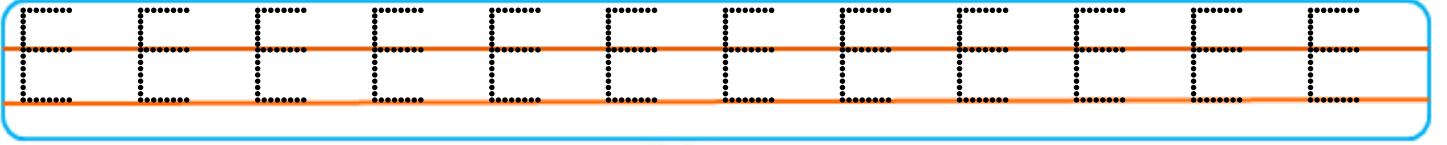
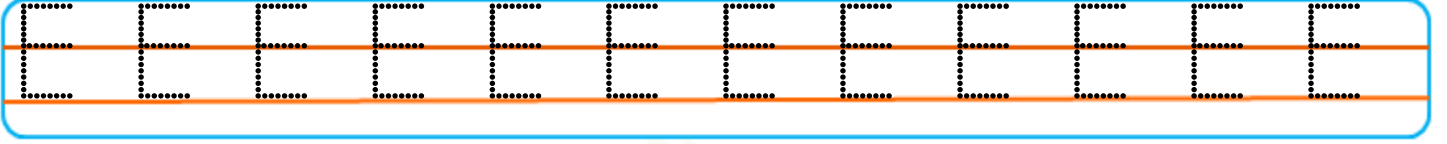
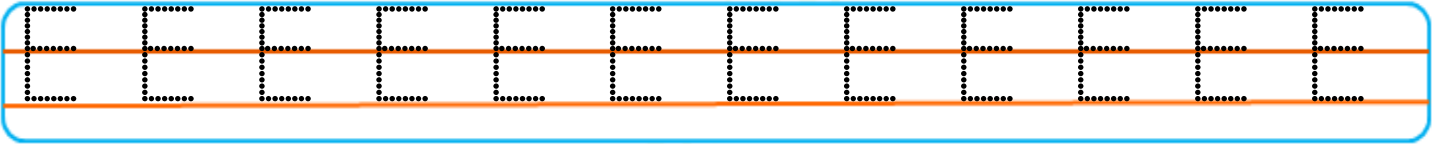
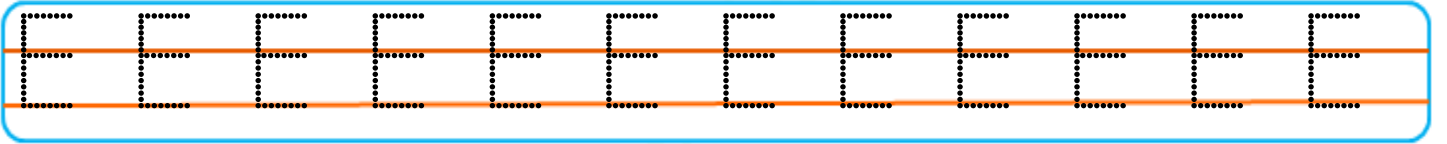
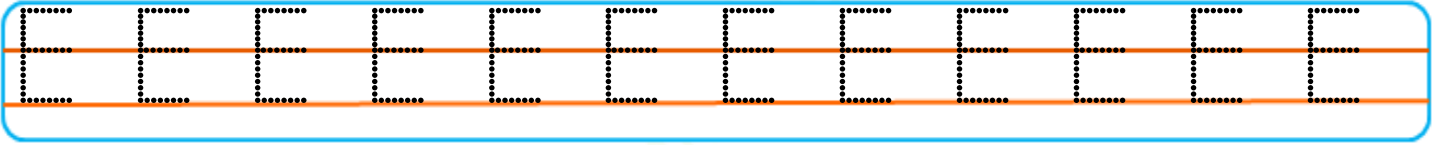
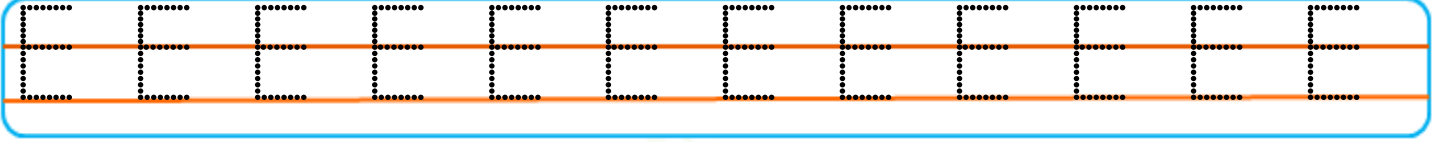
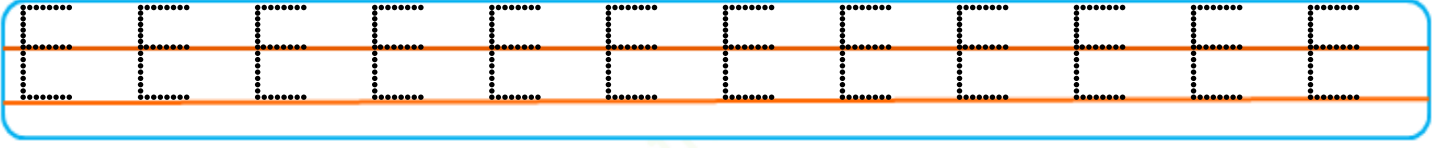




"E-e"

E - e

Üzerinden gidelim.



"E-e"

E - e

Üzerinden gidelim.

e e e e e e e e e e e e e e

e e e e e e e e e e e e e e

e e e e e e e e e e e e e e

e e e e e e e e e e e e e e

e e e e e e e e e e e e e e

e e e e e e e e e e e e e e

e e e e e e e e e e e e e e

e e e e e e e e e e e e e e

e e e e e e e e e e e e e e



"E-e"

Üzerinden gidelim. Tamamlayalım.

E E

E E

E E

E E

E E

E E

E E

E E

E E



"E-e"

Tamamlayalım.

e e e

e e e

e e e

e e

e e


e e

e e


e e

e e

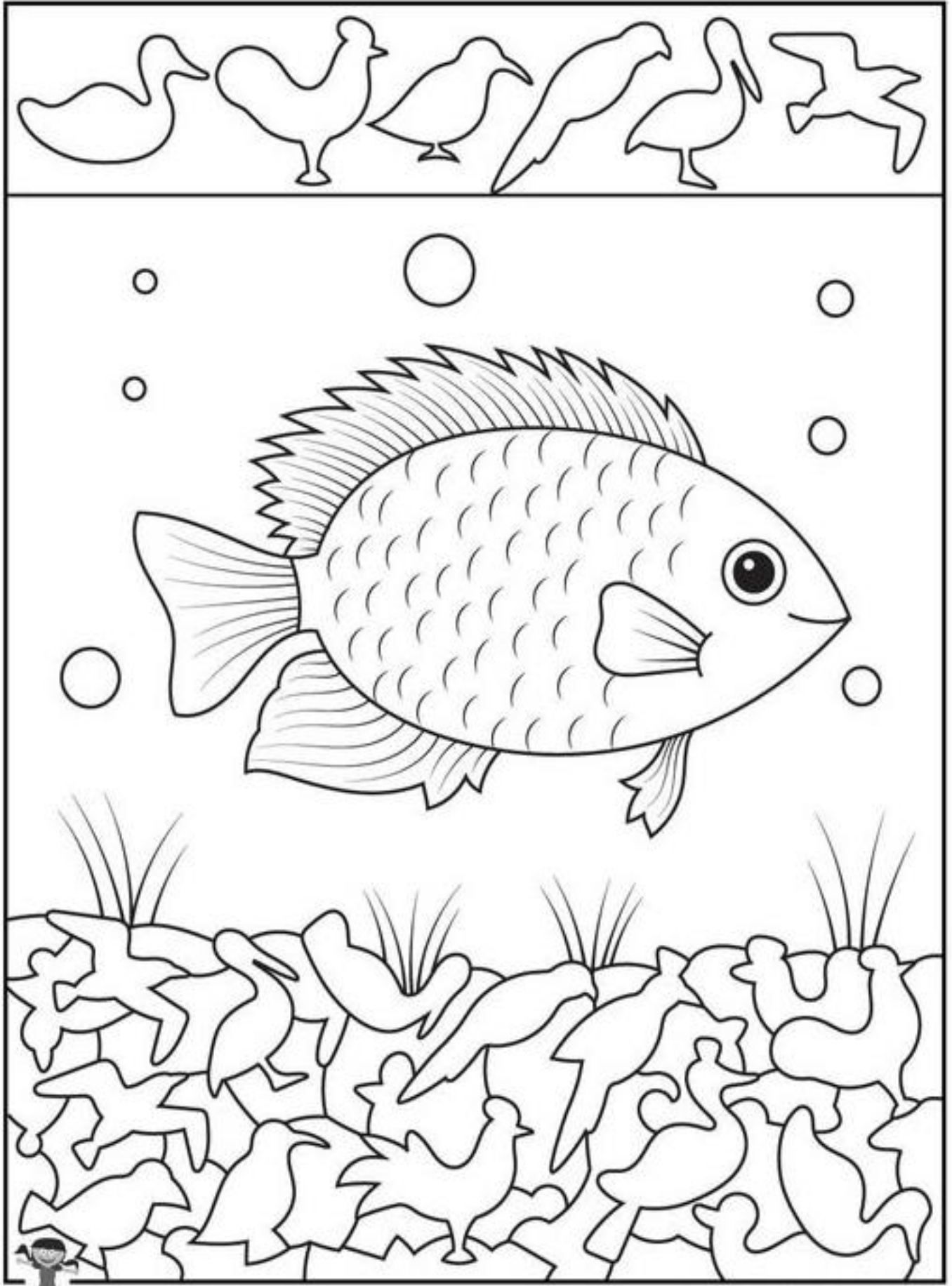
"E- e" harfini yazalım. Boyayalım, noktalı çizgiden keselim birleştirelim.




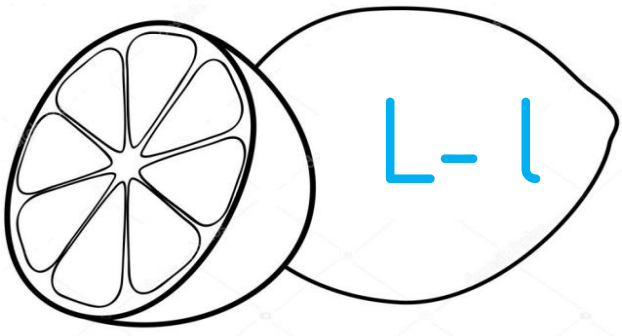



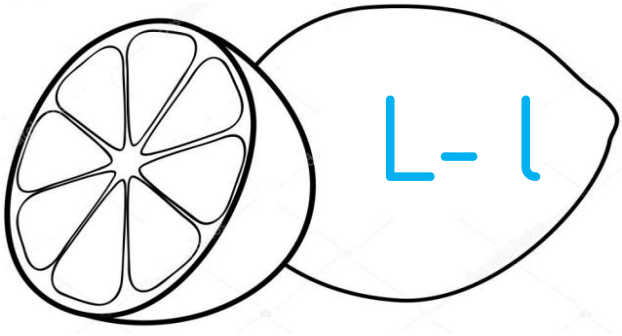


Boyayalım, noktalı çizgiden keselim birleştirelim.



Bulalım boyayalım.


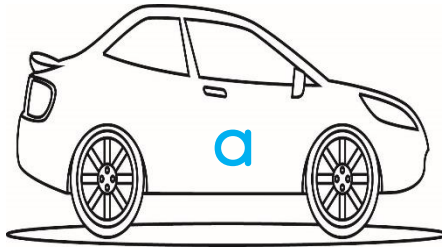

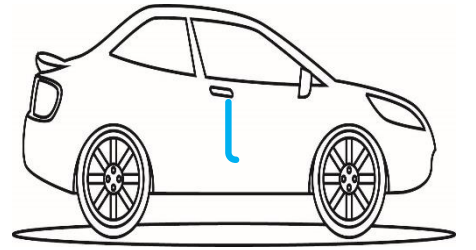



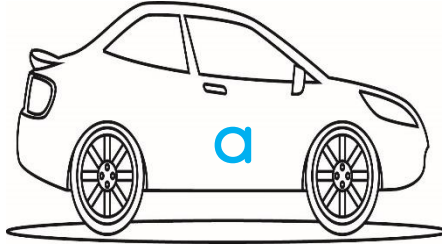

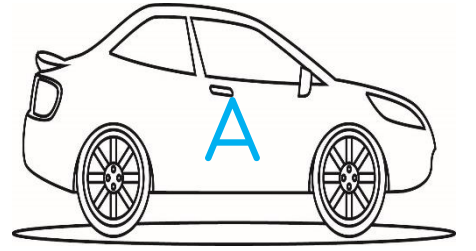

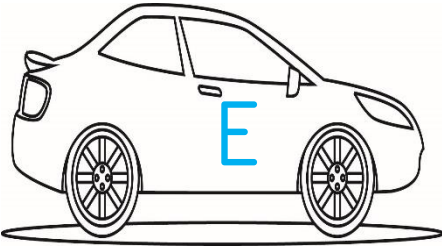





Defterlere yapıştıralım.

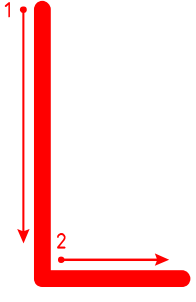


Harf Bulmaca ve Boyama


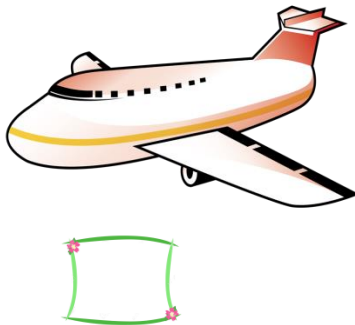




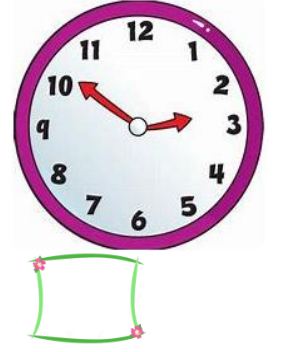
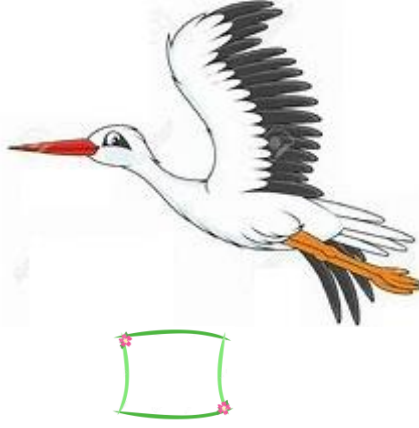
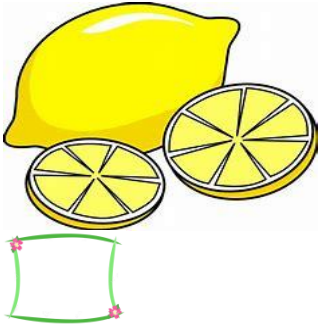
Aşağıdaki arabaların üstünde verilen "L" ve "l" harflerini bulup boyayalım.



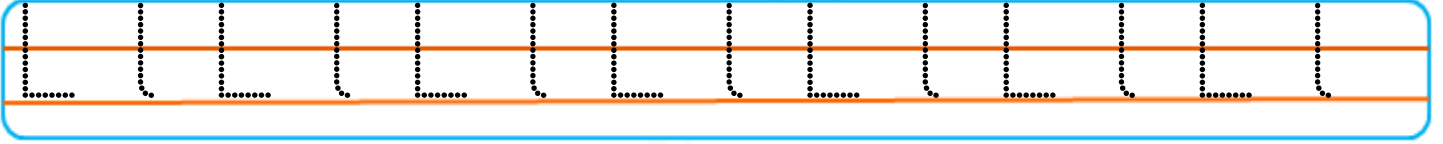
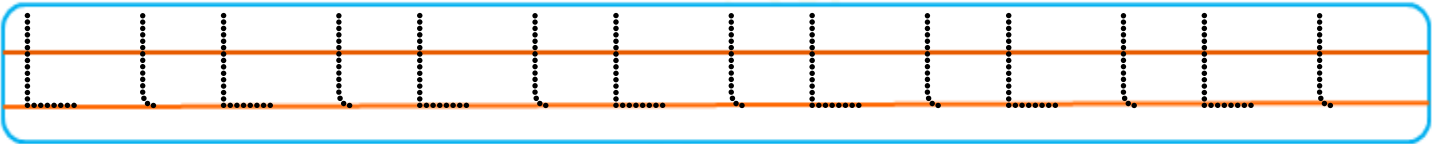
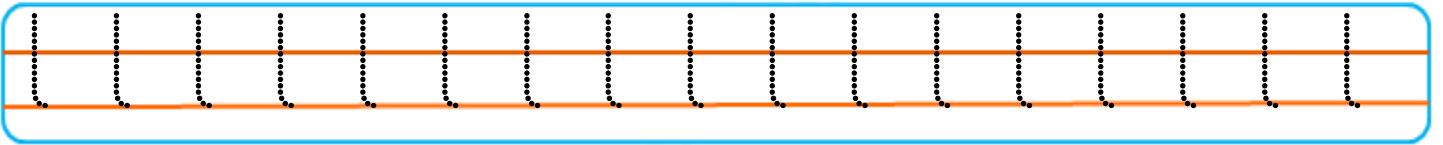
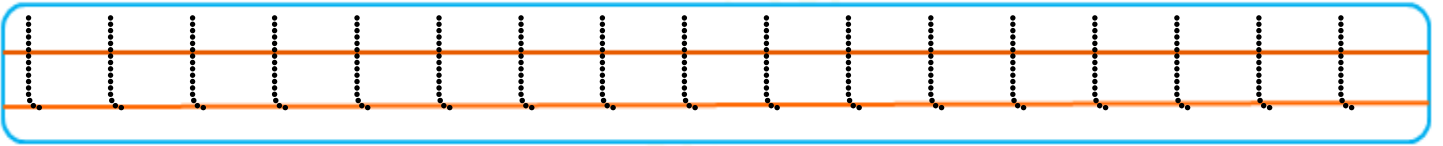
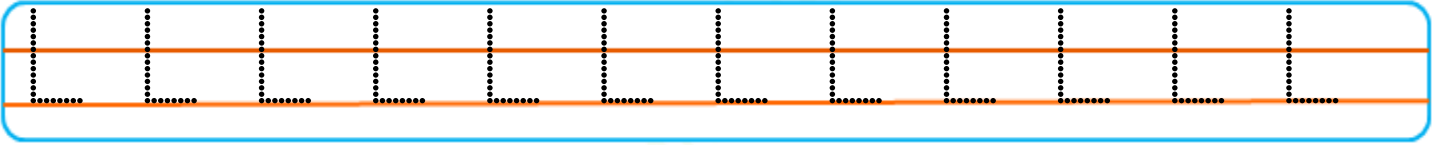
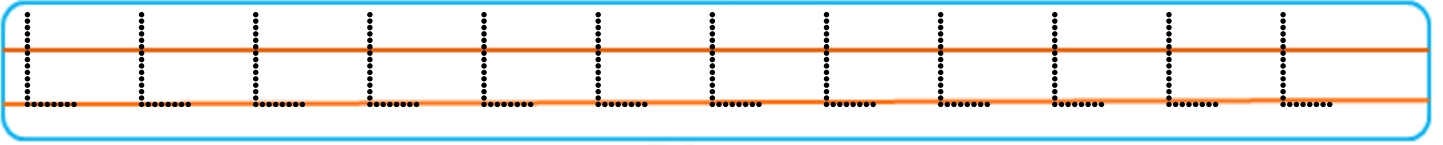
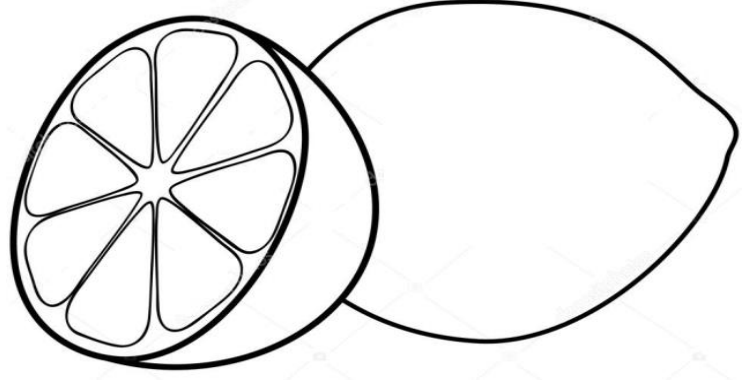
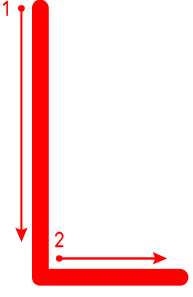
"L - l"



İçinde L - l sesi olan varlıkları işaretleyelim.

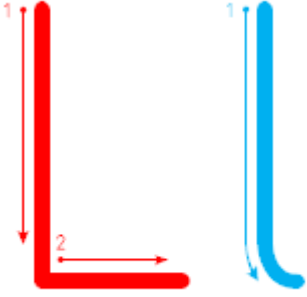


“L - l”



“L - l”

Leylek



Tamamlayalım.

Tracing practice line for uppercase L and lowercase l. The letters are shown as dotted lines on a blue and orange lined background.

Tracing practice line for uppercase L and lowercase l. The letters are shown as dotted lines on a blue and orange lined background.

Tracing practice line for uppercase L and lowercase l. The letters are shown as dotted lines on a blue and orange lined background.

Tracing practice line for uppercase L and lowercase l. The letters are shown as dotted lines on a blue and orange lined background.

Tracing practice line for uppercase L and lowercase l. The letters are shown as dotted lines on a blue and orange lined background.

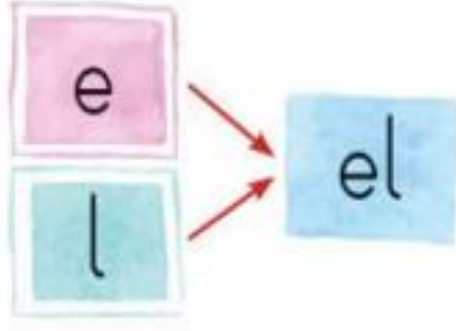
Tracing practice line for uppercase L and lowercase l. The letters are shown as dotted lines on a blue and orange lined background.

Tracing practice line for uppercase L and lowercase l. The letters are shown as dotted lines on a blue and orange lined background.



el- le

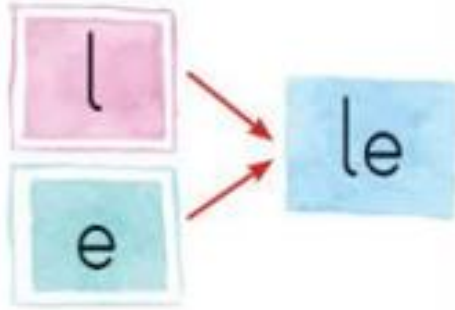
Aşağıdaki oluşturulan kelimeyi yazalım.



el-el

el-

el-



le-le

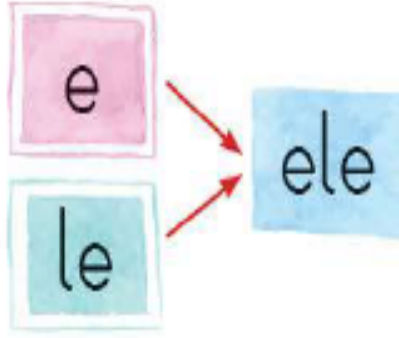
le-le

le-



ele

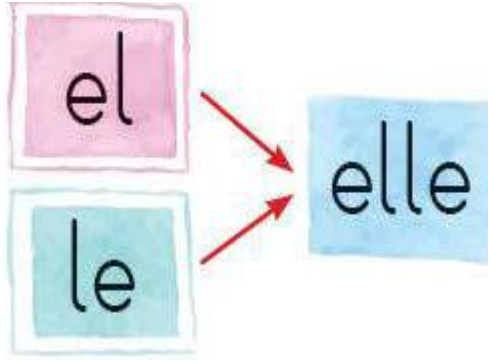
Aşağıdaki oluşturulan kelimeyi yazalım.



ele ele

ele ele

ele ele

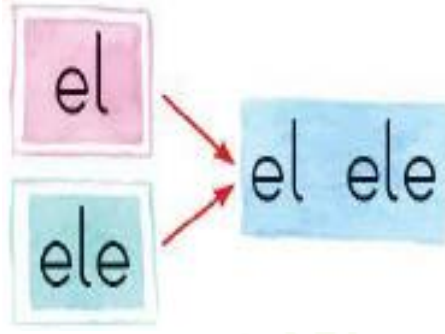


elle elle

elle elle

elle elle


el ele



el ele

el ele

el ele



Bol bol okuyalım.



E

E e e

El el el

El el el el

Le le le le le le

El ele el ele el ele

El ele el ele el ele le le le

El ele el ele el ele

Le le le le le le

El el el el


El el el

E e e

E



Şekilleri bulalım boyayalım...



Alt alta yazalım...

El ele  elle.

Aşağıdaki ses, hece ve kelimeleri okuyalım. Yazalım.

e



e

l



l

el



el

le



le

ele




ele

elle



elle



Bol bol okuyalım.

El

El el el

Le le le

El ele el ele

Le le le el ele elle

El ele el ele el ele elle

Elle elle el ele el ele el elle

El ele el ele el ele elle

Le le le el ele elle

El ele el ele

Le le le

El el el



El

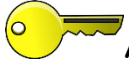


A a




Defterimize yapıştıralım.



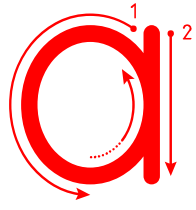
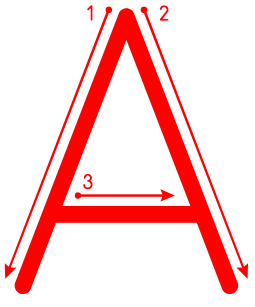


Aşağıdaki bulmacada verilen "A", "a" harflerini bulup boyayalım.



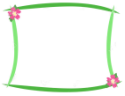


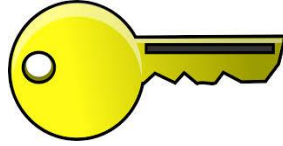
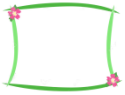
a	e	l	e	A	l	a
E	a	L	a	E	A	l
a	e	a	e	a	a	E
E	A	a	A	E	A	l
a	e	a	e	a	e	a
A	a	L	a	E	A	l
A	e	E	l	a	L	a




"A - a"



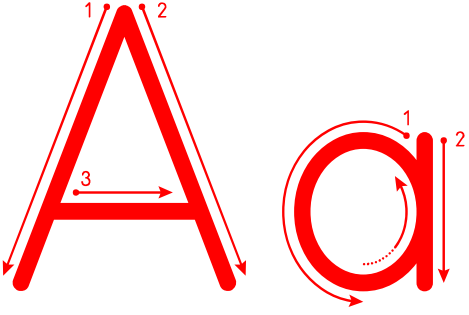

İçinde A - a sesi olan varlıkları işaretleyelim.



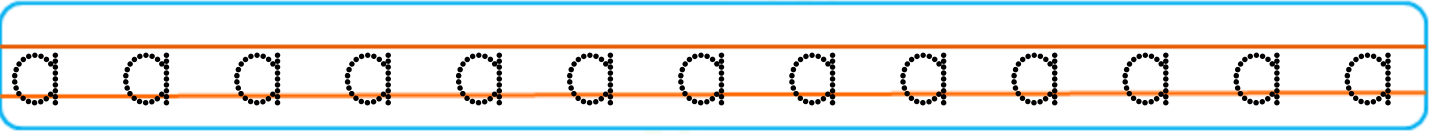
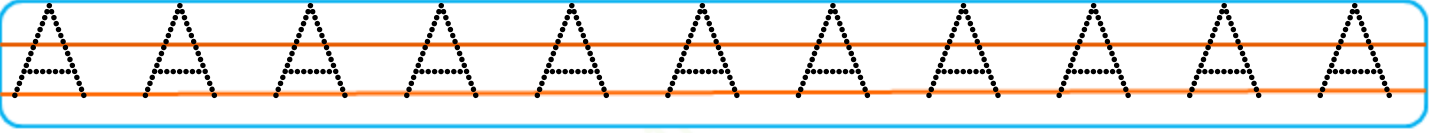
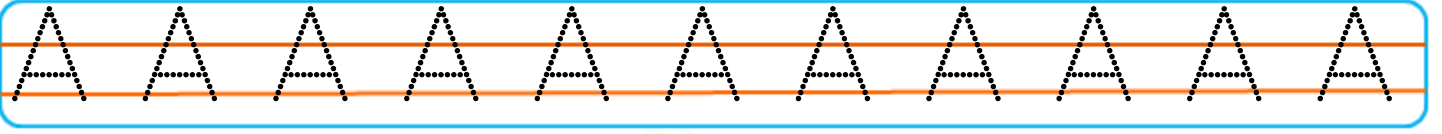
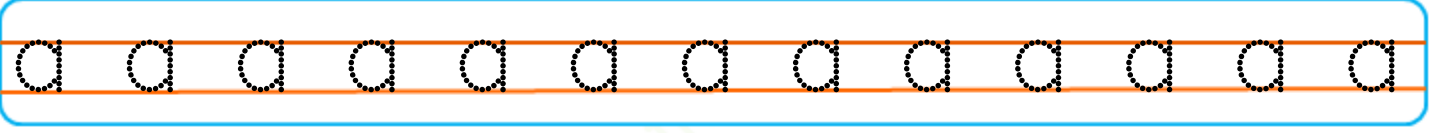
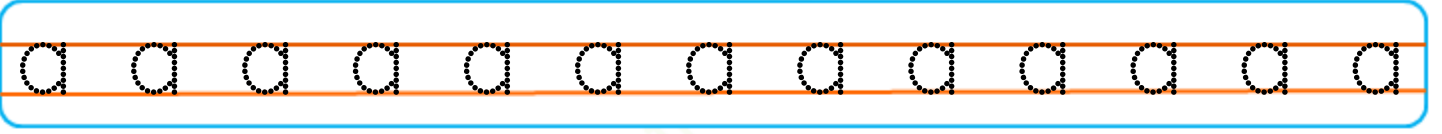
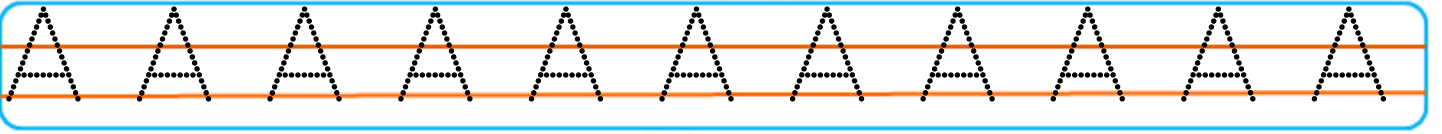
Benim renklerim. Boyayalım...

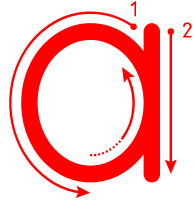
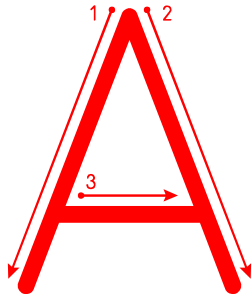


Atatürk



Seslerin üzerinden geçelim





Aşağıdaki satırları tamamlayalım.

A A

A A

a a

a a

A A

A A

a a

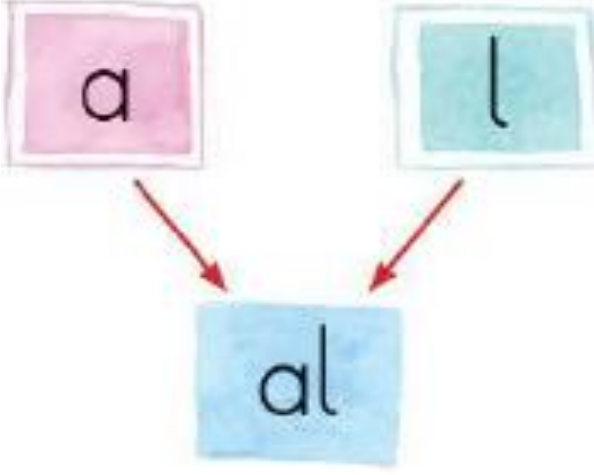
a a



Okuyalım , yazalım.



Oluşturulan kelimeyi okuyalım, yazalım.



al al al
al al al
al al al



Aşağıdaki satırları tamamlayalım.

al al

al al

al al

al al

al al

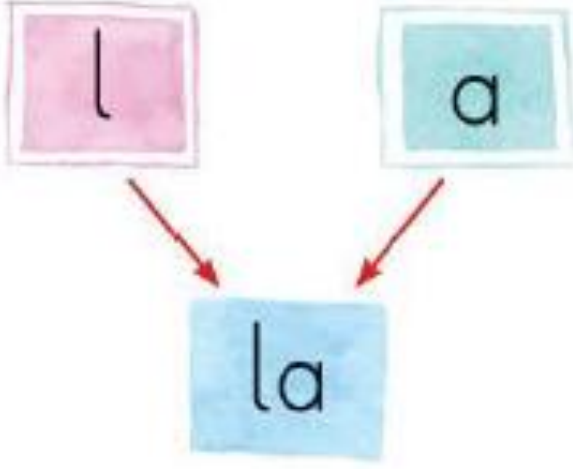
al al



Okuyalım , yazalım.



Oluşturulan heceyi okuyalım, yazalım.



la la la
la la la
la la la



Aşağıdaki satırları tamamlayalım.

la la

la la

la la


la la

la la

la la



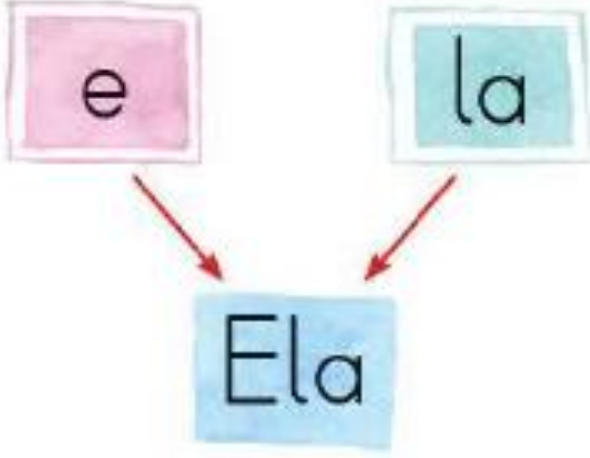
Alttaki kayıp eşyaları resmin içinde bulalım.



Okuyalım, yazalım.



Oluşturulan kelimeyi okuyalım, yazalım.



Ela Ela Ela

Ela Ela Ela

Ela Ela Ela



Aşağıdaki satırları tamamlayalım.

Ela Ela

Ela Ela

Ela Ela

Ela Ela

Ela Ela

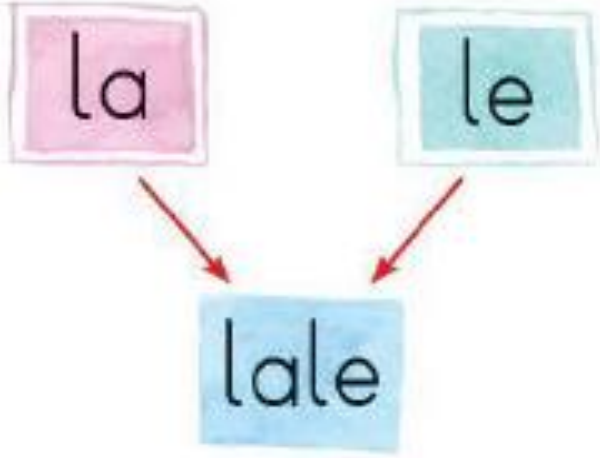
Ela Ela



Okuyalım, yazalım.



Oluşturulan kelimeyi okuyalım, yazalım.



lale lale lale
lale lale lale
Lale Lale Lale



Aşağıdaki satırları tamamlayalım.

lale lale

lale lale

lale lale

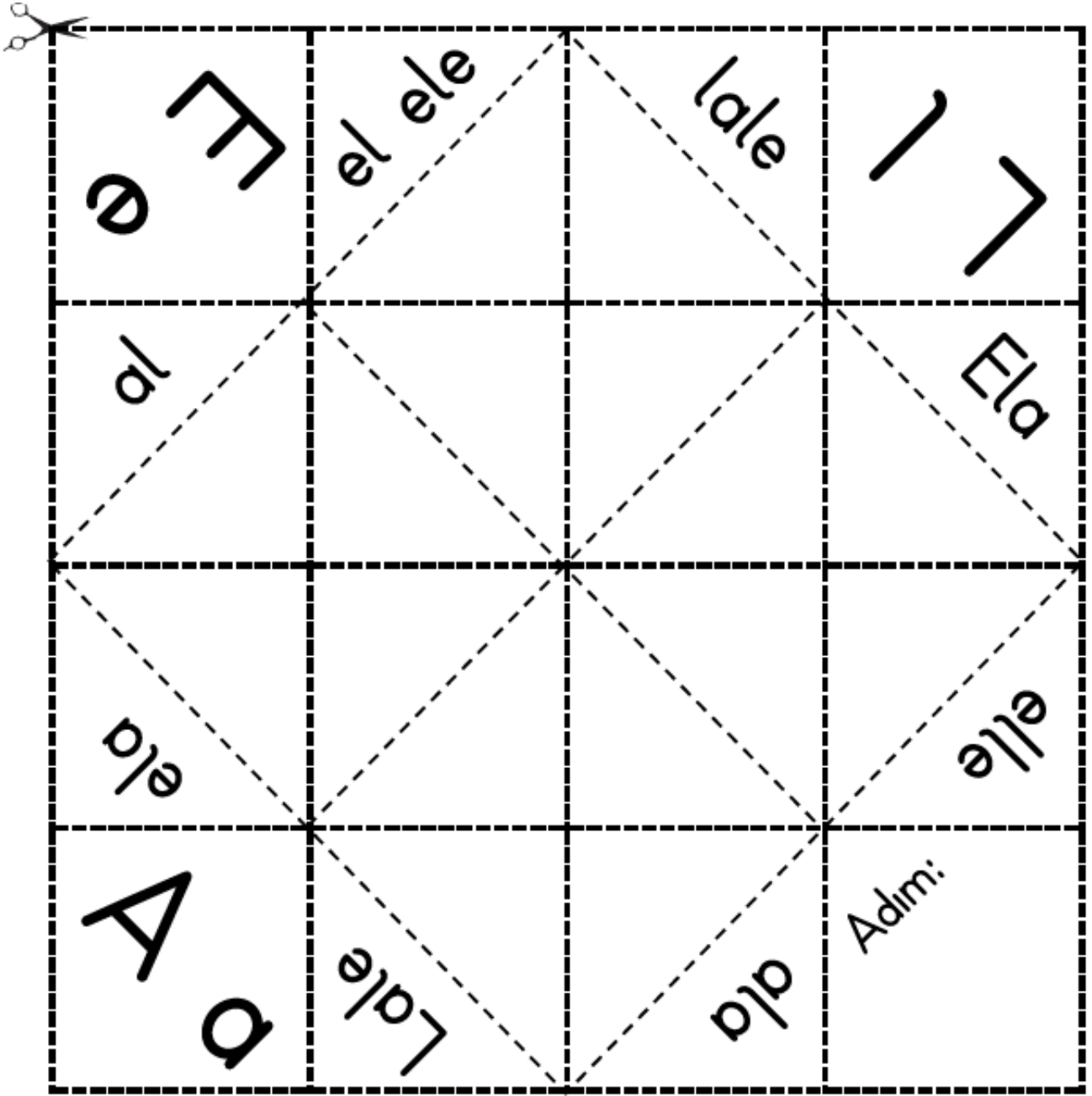
Lale Lale

Lale Lale

Lale Lale



A sesi ,tuzluk yapılışı .



Tuzluk Yapımı:

1. Kâğıdı kenarlarındaki çizgili olan yerden kesin.
2. Kâğıdı enine tam ortadan ikiye katlayıp geri açın.
3. Kâğıdı boyuna tam ortadan ikiye katlayın, geri açın.
4. Kâğıdı yazılar alta gelecek şekilde ters çevirin.
5. Şimdi dört köşesi orta noktaya gelecek şekilde katlayın.
6. Kâğıdı tekrar ters çevirin.
7. Çapraz köşeleri üst üste gelecek şekilde katlayıp geri açın.
8. Bütün köşeleri orta noktada birleştirin.
9. Kâğıdı tekrar ters çevirin 4 küçük kare oluşacak.
10. İki elimizin işaret ve baş parmaklarını küçük karelerin içine sokun. Parmaklarınızı hareket ettirin. Tuzluklarımız hazır

Not: İnternet arama motorlarına tuzluk yapımı video diye aratıp yapılışını izleyebilirsiniz.

Yukarıdaki şekilleri alttan bulalım, aynı renge boyayalım.



→ Aşağıdaki ses, hece ve kelimeleri okuyalım. Yazalım.

e



e

l



l

el



el

le



le

ele



ele

elle



elle

al



al

la



la

Ela



Ela

lale



lale



Bol bol okuyalım.

Al.

Ela al.


Ela 1 lale al.

Ela , 2 lale ele al.

Ela 1 lale al.

Ela al.

Al.



Lale.

Lale al.


Lale, lale al.

Lale, 3 lale elle al.

Lale, lale al.

Lale, al.

Lale.



K k



Aşağıdaki hece ve kelimeleri okuyalım yazalım

el



Blank writing lines for the word 'el'

al



Blank writing lines for the word 'al'

ele



Blank writing lines for the word 'ele'

ala



Blank writing lines for the word 'ala'

elle



Blank writing lines for the word 'elle'

Ela



Blank writing lines for the word 'Ela'

lale



Blank writing lines for the word 'lale'

El



Blank writing lines for the word 'El'

Lala



Blank writing lines for the word 'Lala'

Lale



Blank writing lines for the word 'Lale'

elle



Blank writing lines for the word 'elle'

Ela



Blank writing lines for the word 'Ela'





El

El ele.

Ela, el ele.

Ela, Lale el ele.

Ela, el ele.

El ele.

El



Lale

Lale al.

Lale, elle al.

Lale, 3 lale elle al.

Lale, elle al.


Lale, al.

K k


Lale



Boyayalım.



Benim renklerim. Boyayalım.



Okuyalım , yazalım.

→ Aşağıdaki verilen metni 5 kere okuyalım. Alt alta sırayla yazalım.

Ela

Ela, 1 lale al.

Ela, lale elle.

Ela, 2 ala lale al.

Ela , Lale el ele.

Lale, 3 lale al.

Blank writing line for the first repetition of the text.

Blank writing line for the second repetition of the text.

Blank writing line for the third repetition of the text.

Blank writing line for the fourth repetition of the text.

Blank writing line for the fifth repetition of the text.

Blank writing line for the sixth repetition of the text.



Okuyalım , yazalım.

Ela el al.

Lale  al.

Lale  al elle.

Ela  al.

Ela, lale elle.

Lale,  elle.

Ela, 6  al.


Ela, ala  al.

Ela, 5  al.

Ela, 7  elle.

Lale el ala.

Lale, lale elle.

4 



ELA

Ela, 1 lale al.

Ela, lale elle.

Ela, 2 ala lale al.

Ela , Lale el ele.

Lale, 3 lale al.

ELA

Ela, 1 lale al.

Ela, lale elle.

Ela, 2 ala lale al.

Ela , Lale el ele.

Lale, 3 lale al.

ELA

Ela, 1 lale al.

Ela, lale elle.

Ela, 2 ala lale al.

Ela , Lale el ele.

Lale, 3 lale al.

ELA

Ela, 1 lale al.

Ela, lale elle.

Ela, 2 ala lale al.

Ela , Lale el ele.

Lale, 3 lale al.

ELA

Ela, 1 lale al.

Ela, lale elle.

Ela, 2 ala lale al.

Ela , Lale el ele.

Lale, 3 lale al.

ELA

Ela, 1 lale al.

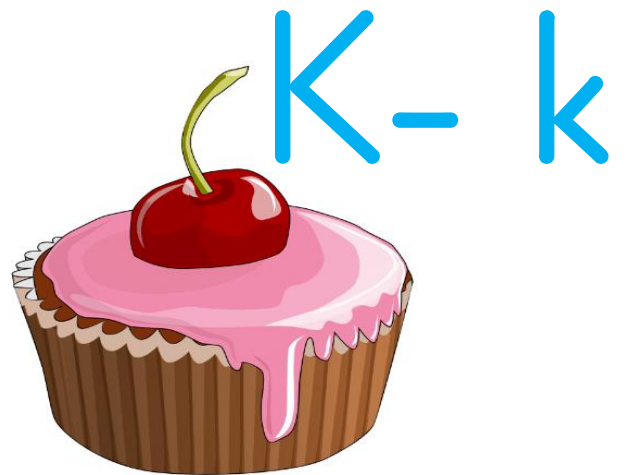
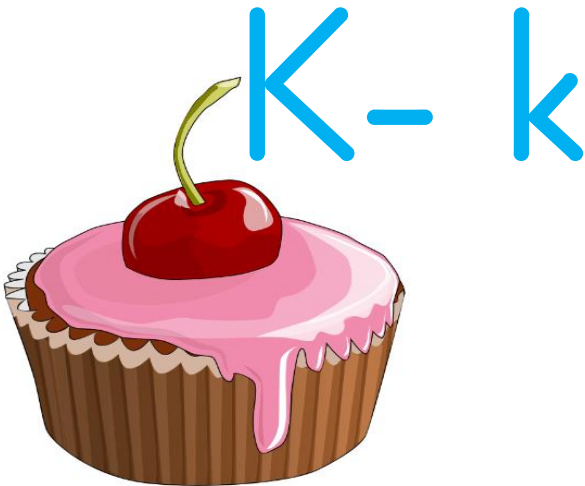
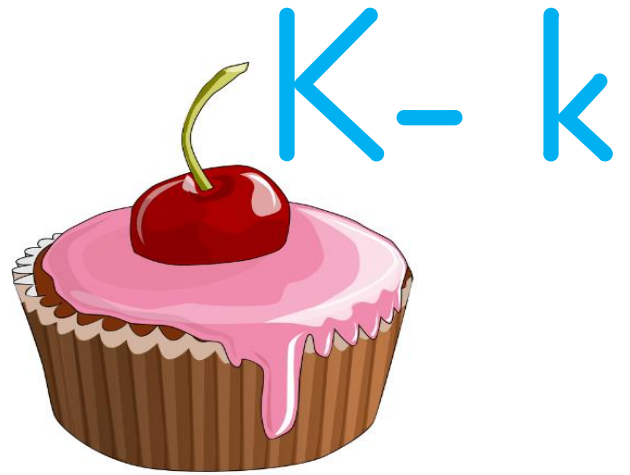


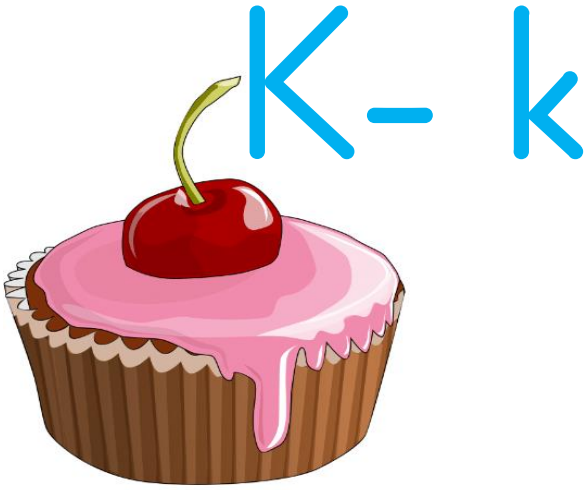
Ela, lale elle.

Ela, 2 ala lale al.

Ela , Lale el ele.

Lale, 3 lale al.

Defterlere yapıştıralım.




"K - k"


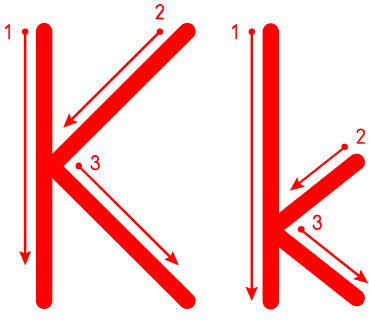


Aşağıdaki bulmacada verilen "K", "k" harflerini bulup boyayalım.

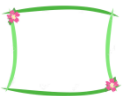


K	a	l	k	e	A	K
A	k	e	E	a	k	e
k	L	k	a	k	l	k
e	A	e	K	a	e	E
k	e	k	L	k	A	k
E	K	l	a	l	k	a
k	l	e	k	A	e	k



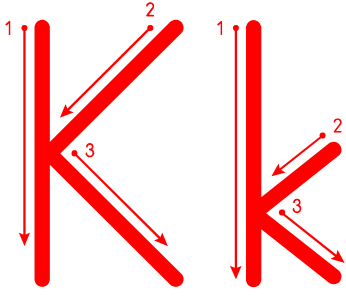
"K - k"



İçinde K - k sesi olan varlıkları işaretleyelim.



Tamamlayalım.



Kek

 Seslerin üzerinden geçelim, tamamlayalım.

K K K K K K K K K K K K

K K

K

K

k k k k k k k k k k k k k k


k k

k

k

Dikkat edelim, boyayalım.

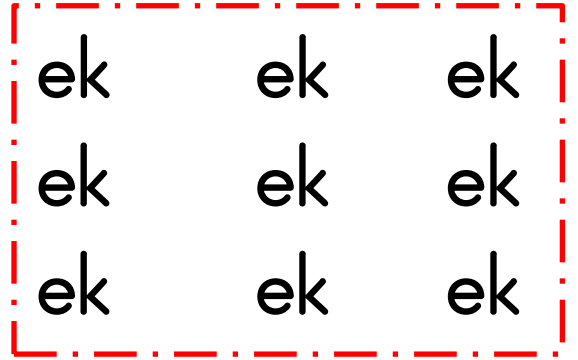
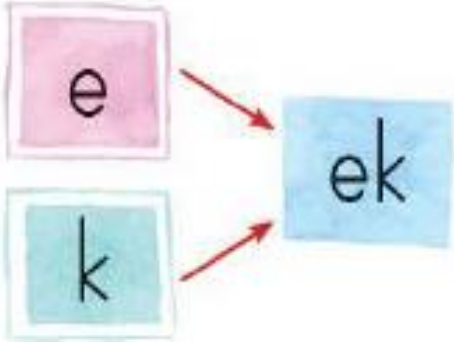
Görsele dikkat edelim, boyamayı devam ettirelim...



Okuyalım, yazalım.




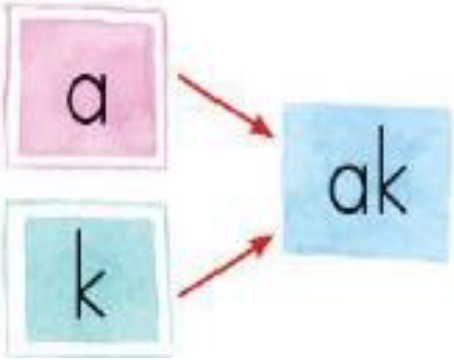
Okuyalım, yazalım.



ek ek

ek ek

ek ek



ak ak

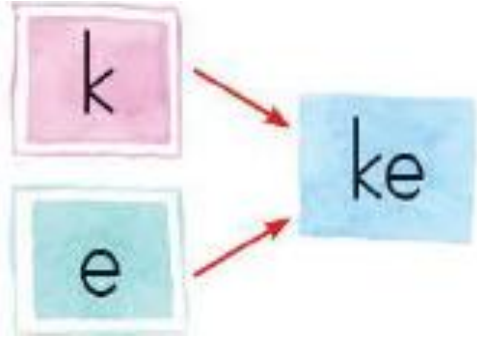
ak ak

ak ak

Okuyalım, yazalım.



Oluşturulan heceleri okuyalım, yazalım.

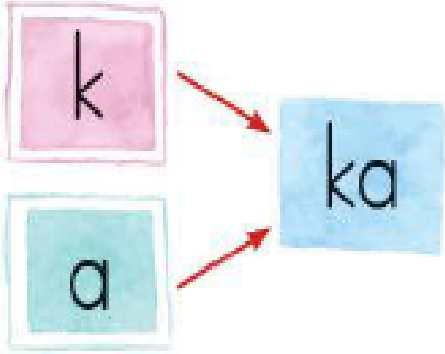


ke ke ke
ke ke ke
ke ke ke

ke ke

ke ke

ke ke



ka ka ka
ka ka ka
ka ka ka

ka ka


ka ka

ka ka



Kodlayalım.

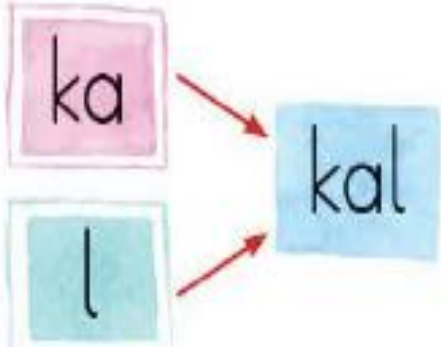
Aynı renklerle yan tarafını boyayalım.



Okuyalım, yazalım.



Oluşturulan kelimeleri okuyalım, yazalım.

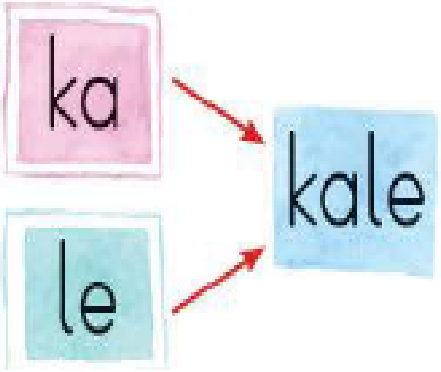


kal kal kal
kal kal kal
kal kal kal

kal kal

kal kal

kal kal



kale kale
kale kale
kale kale

kale

kale

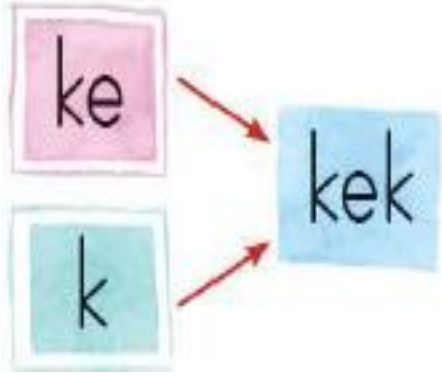
kale



Okuyalım, yazalım.



Oluşturulan kelimeleri okuyalım, yazalım.




kek kek kek
kek kek kek
kek kek kek

kek kek

kek

kek



kel kel kel
kel kel kel
kel kel kel

kel kel

kel

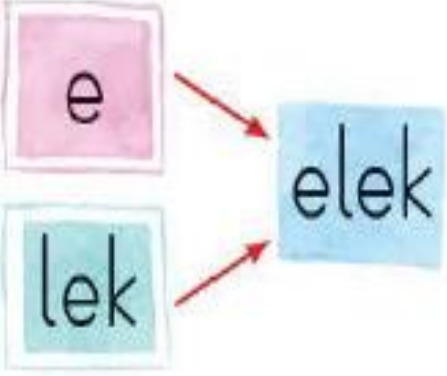
kel



Okuyalım, yazalım.



Oluşturulan kelimeleri okuyalım, yazalım.

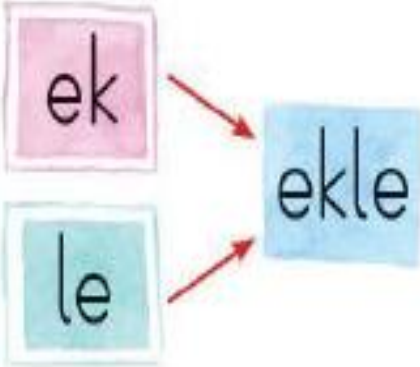


elek elek
elek elek
elek elek

elek elek

elek

elek



ekle ekle
ekle ekle
ekle ekle

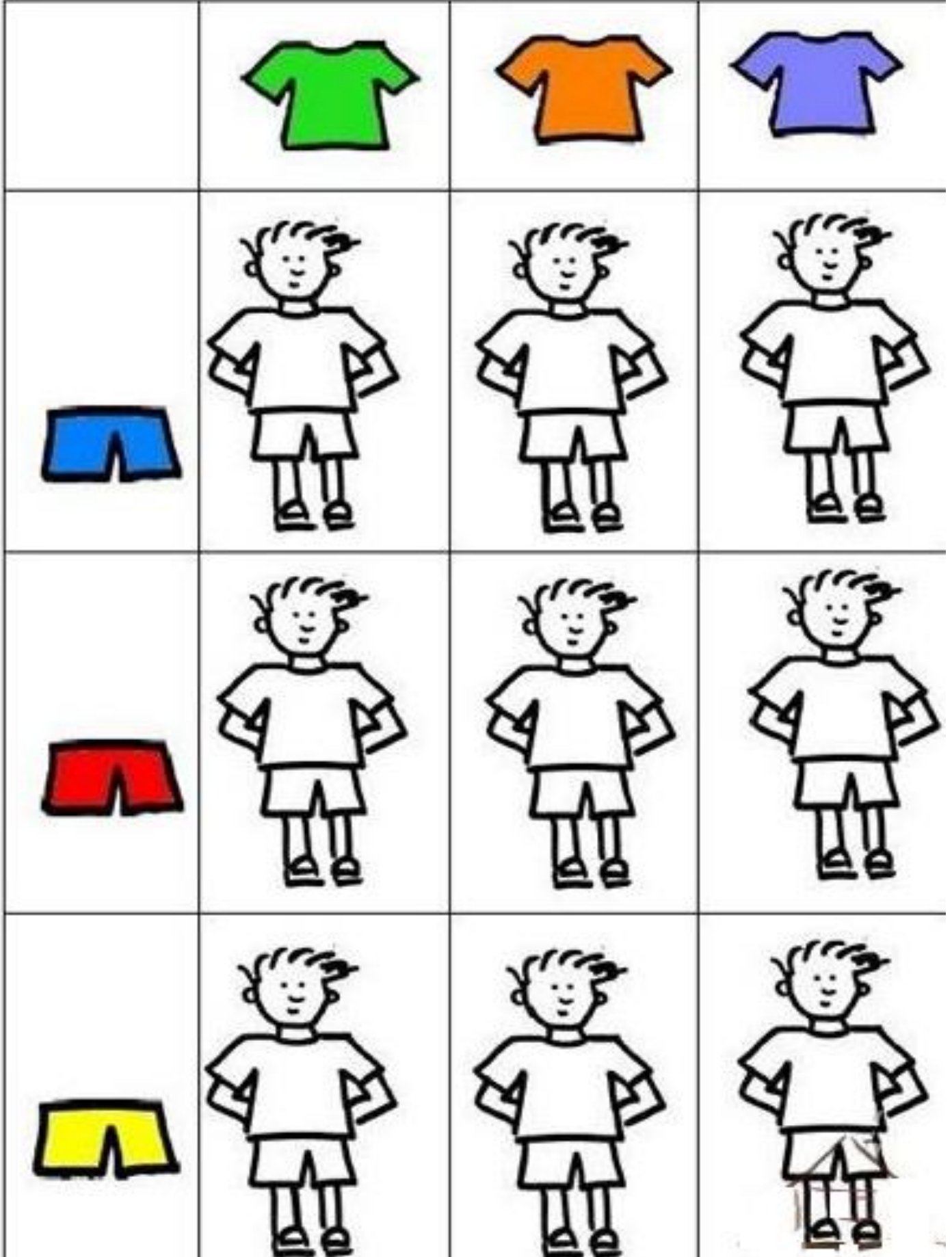
ekle ekle

ekle

ekle

Boyalım.

İstenilen renklere boyyalım.



Okuyalım, okuyalım, okuyalım.

Ela

Ela, ek.


Ela, lale ek.

Ela, 1 lale al, ek.

Ela, lale ek.

Ela, ek.

Ela



Kek

Kek al.

Lale, 2 kek al.

Lale , Ela 3 kek al.

Lale, 2 kek al.

Kek al.

Kek.

Al

Lale al.

Lale, elek al.

Lale , elek al, kek al.

Lale, elek al.


Lale al.

Al



Gizli nesneleri bulalım.

→ Gizli nesneleri bulalım , aynı renge boyayalım.



Okuyalım, okuyalım, okuyalım.

Lale

Lale, al.

Lale, 3 elek al.

Lale, ele elek al.

Lale, 4 elek al.

Lale, al.

Lale



Kale

Kale ekle.

Lale, kale ekle.

Lale , Ela 5 kale ekle.

Lale, kale ekle.

Kale ekle.

Ela



1

1 2

1 2 3

1 2 3 4

1 2 3 4 5

1 2 3 4 5 6

1 2 3 4 5 6 7

1 2 3 4 5 6 7 8

1 2 3 4 5 6 7 8 9


1 2 3 4 5 6 7 8 9 **10**



5 kere okuyalım, yazalım.



ELA



Ela al, lale ek.
Ela elek al, ekle .
Lale , elle elek al.
Lale, kalk kelek al.



Four sets of horizontal lines for writing practice, each set consisting of a top blue line, a middle orange line, and a bottom blue line.



Keselim , birleřtirelim.

kel

elek leke kale

ekle

kek

→ Defterlerimize yapıştıralım , yazalım.

LALE

Lale, elek al.

Lale, kalk lale al.

Lale, Ela el ele.

Lale, kale ekle.

LALE

Lale, elek al.

Lale, kalk lale al.

Lale, Ela el ele.

Lale, kale ekle.

LALE

Lale, elek al.

Lale, kalk lale al.

Lale, Ela el ele.

Lale, kale ekle.

LALE

Lale, elek al.

Lale, kalk lale al.

Lale, Ela el ele.

Lale, kale ekle.

LALE

Lale, elek al.

Lale, kalk lale al.

Lale, Ela el ele.

Lale, kale ekle.

LALE

Lale, elek al.

Lale, kalk lale al.

Lale, Ela el ele.

Lale, kale ekle.

Okuyalım, yazalım.



Aşağıdaki kelimeleri okuyalım, alt alta yazalım.

kal



kale



elek



kelek



Blank writing lines for the word 'kal'.

Blank writing lines for the word 'kale'.

Blank writing lines for the word 'elek'.

Blank writing lines for the word 'kelek'.

Blank writing lines for the word 'kal'.

Blank writing lines for the word 'kale'.

Blank writing lines for the word 'elek'.

Blank writing lines for the word 'kelek'.

Blank writing lines for the word 'kal'.

Blank writing lines for the word 'kale'.

Blank writing lines for the word 'elek'.

Blank writing lines for the word 'kelek'.

Blank writing lines for the word 'kal'.

Blank writing lines for the word 'kale'.

Blank writing lines for the word 'elek'.

Blank writing lines for the word 'kelek'.

Blank writing lines for the word 'kal'.

Blank writing lines for the word 'kale'.

Blank writing lines for the word 'elek'.

Blank writing lines for the word 'kelek'.

Blank writing lines for the word 'kal'.

Blank writing lines for the word 'kale'.

Blank writing lines for the word 'elek'.

Blank writing lines for the word 'kelek'.

Blank writing lines for the word 'kal'.

Blank writing lines for the word 'kale'.

Blank writing lines for the word 'elek'.

Blank writing lines for the word 'kelek'.

Blank writing lines for the word 'kal'.

Blank writing lines for the word 'kale'.

Blank writing lines for the word 'elek'.

Blank writing lines for the word 'kelek'.

Blank writing lines for the word 'kal'.


Blank writing lines for the word 'kale'.

Blank writing lines for the word 'elek'.

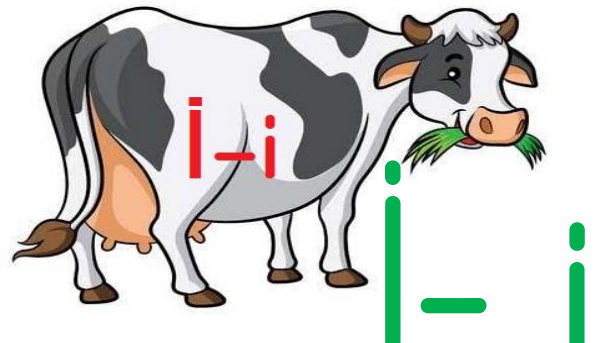
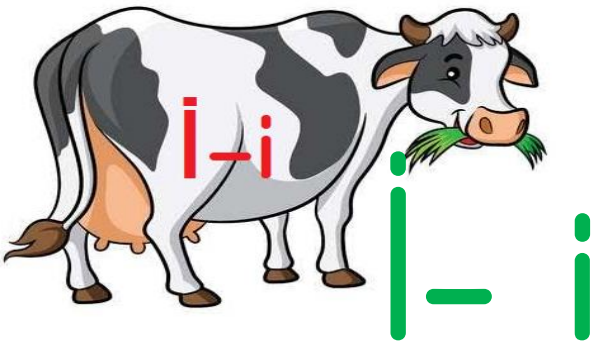
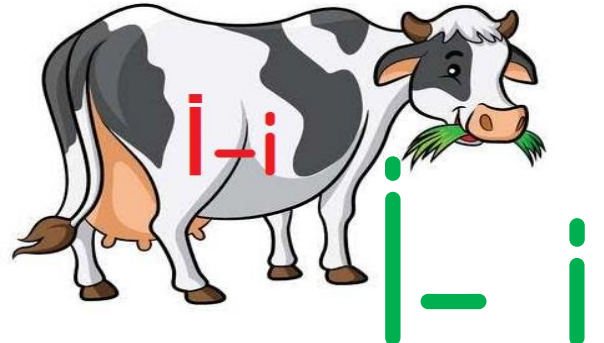
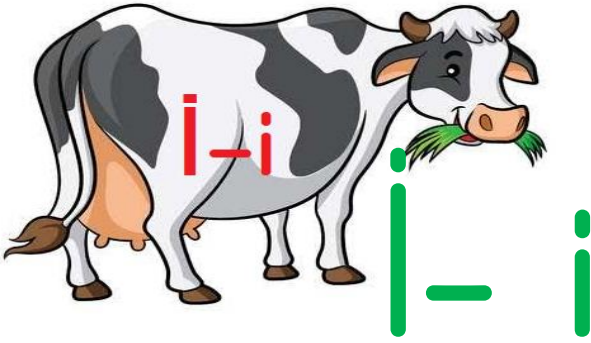
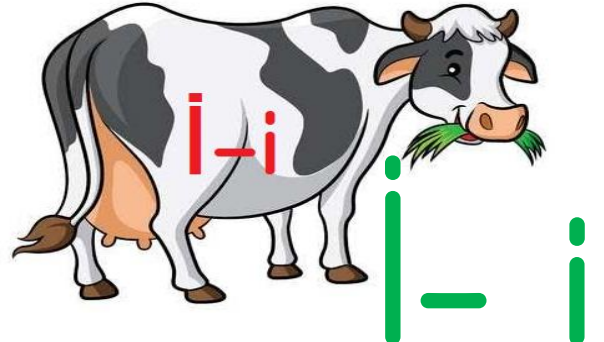
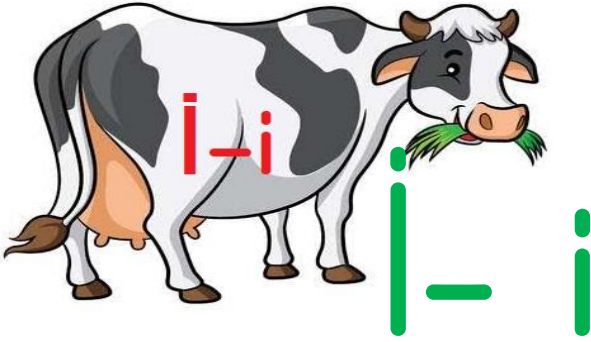
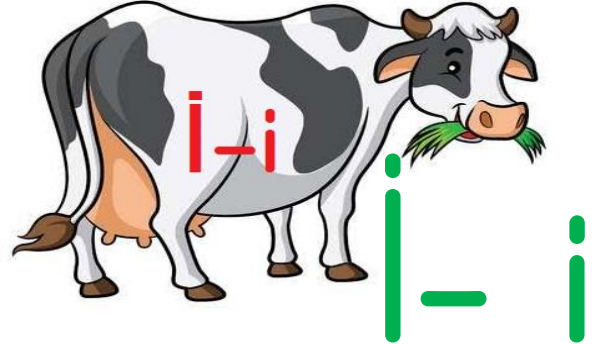
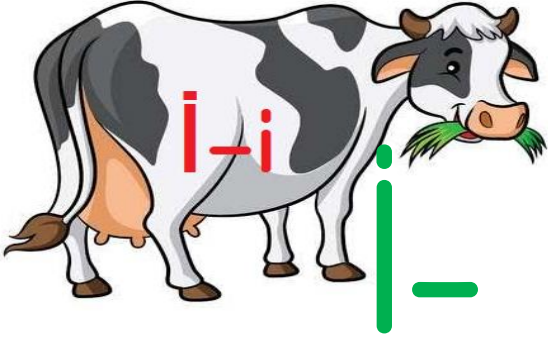
Blank writing lines for the word 'kelek'.



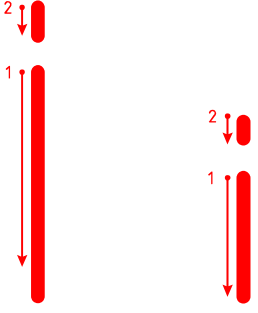
Saçları boyayalım, keselim...



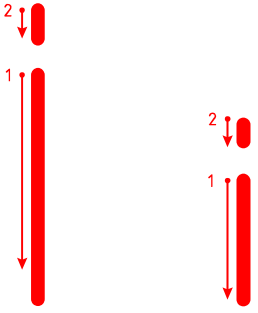
Defterlere yapıştıralım.



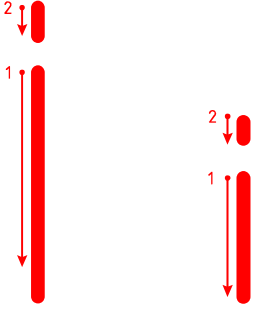
“i - i”



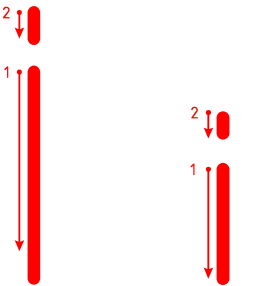
İbn-i Sina



İbn-i Sina



İbn-i Sina




İbn-i Sina





Aşağıdaki bulmacada verilen “i” , “i” harflerini bulup boyayalım.



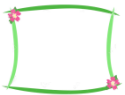



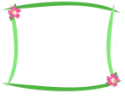


İ	a	İ	k	i	A	İ
A	l	L	e	l	E	e
i	K	İ	a	i	k	i
e	a	i	K	İ	a	E
İ	k	a	e	l	K	İ
E	i	l	İ	l	i	a




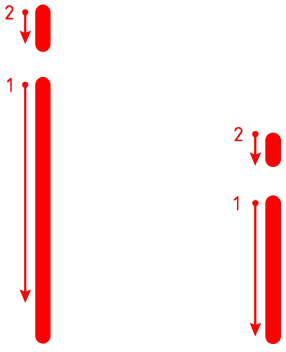
"i - i"



İçinde i - i sesi olan varlıkları işaretleyelim.



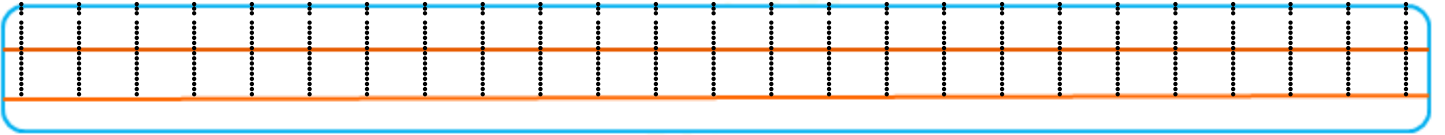
Tamamlayalım.



i nek



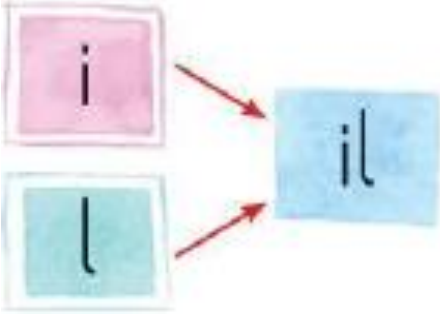
Seslerin üzerinden geçelim, tamamlayalım.



Okuyalım , yazalım.



Oluşturulan kelimeleri okuyalım, yazalım.

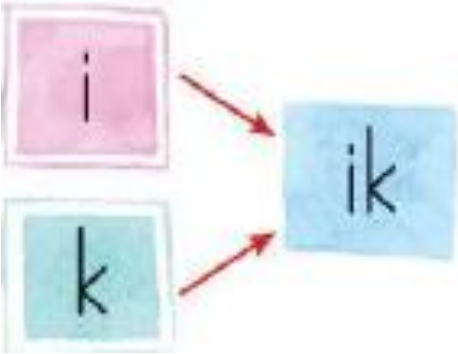


il il il
il il il
il il il

il il

il il

il il



ik ik ik
ik ik ik
ik ik ik

ik ik

ik ik

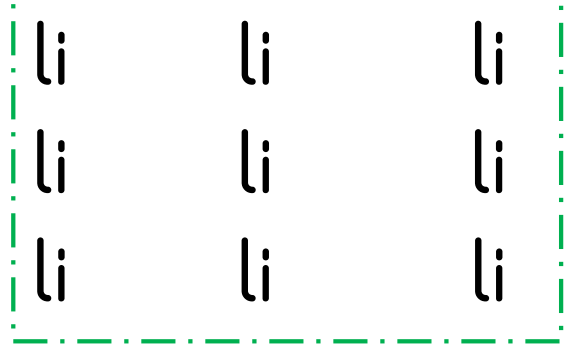
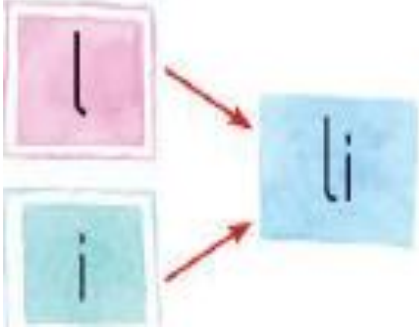
ik ik



Okuyalım , yazalım.



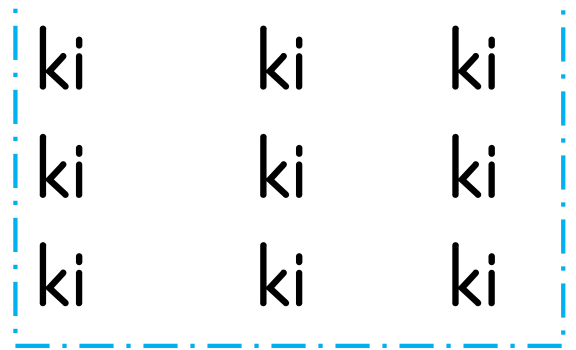
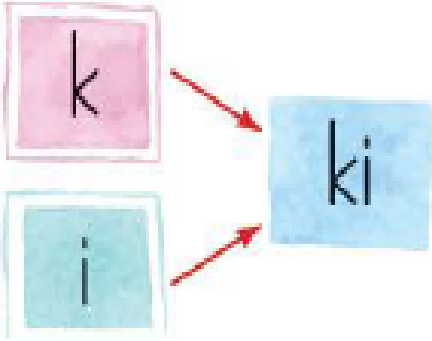
Oluşturulan kelimeleri okuyalım, yazalım.



li li

li li

li li



ki ki

ki ki

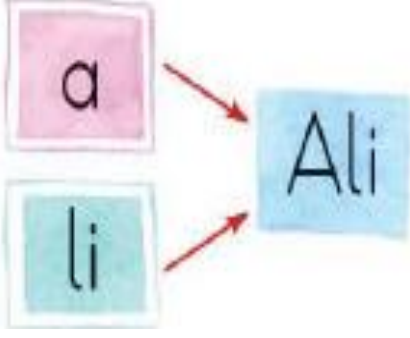
ki ki



Okuyalım , yazalım.



Oluşturulan kelimeleri okuyalım, yazalım.

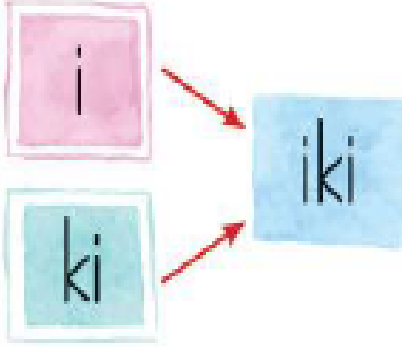


Ali Ali Ali
Ali Ali Ali
Ali Ali Ali

Ali Ali

Ali Ali

Ali Ali



iki iki iki
iki 2 iki
iki iki iki

iki iki

iki iki

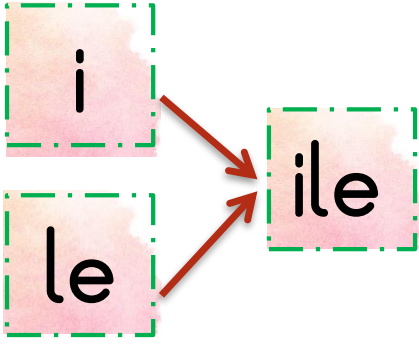
iki iki



Okuyalım , yazalım.



Oluşturulan kelimeleri okuyalım, yazalım.

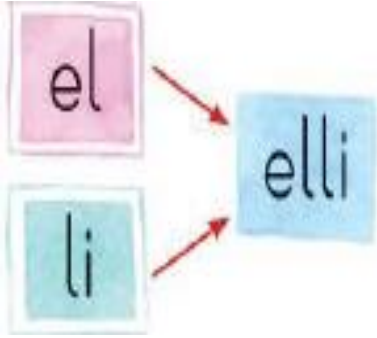


ile ile
ile ile
ile ile

ile ile

ile ile

ile ile



elli elli
elli elli
50 elli 50

elli elli

elli elli

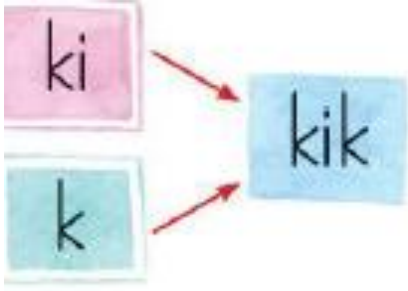
elli elli



Okuyalım , yazalım.



Oluşturulan heceleri ve kelimeleri okuyalım, yazalım.

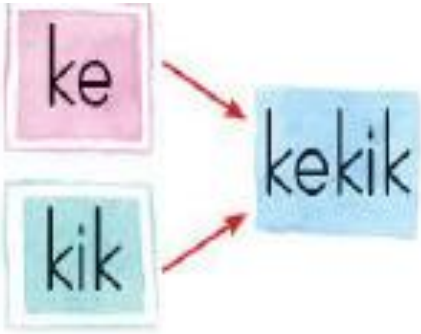


kik kik
kik kik
kik kik

kik kik

kik kik

kik kik



kekik kekik
kekik kekik
kekik kekik


kekik kekik

kekik kekik

kekik kekik



Dikkat edelim, boyayalım.



5'er defa okuyalım.

Ali

Ali, al.

Ali, kek al.

Ali , iki kek al.


Ali, kek al.

Ali, al.

Ali



Ali



İlke

İlke, ek.

İlke, lale ek.

İlke , iki ak lale ek.


İlke ile Lale, ak lale ek.

İlke , iki ak lale ek.

İlke, lale ek.

İlke, ek.

İlke



N n

5'er defa okuyalım.



İlke

İlke, kekik al.

İlke elli kekik al.

İlke, Ali ile kekik al.

İlke, Ali ile elli kekik al.

İlke, Ali ile kekik al.

İlke, elli kekik al.

İlke, kekik al.

İlke



kekik

Kelek

Kelek al.

Ali, kelek al

Ali, elli kelek al.

Ali, elli iki kelek al.

Ali, elli kelek al.

Ali, kelek al.

Kelek al.

Kelek

kelek



50

N
n



iki

kil

Ali

ile

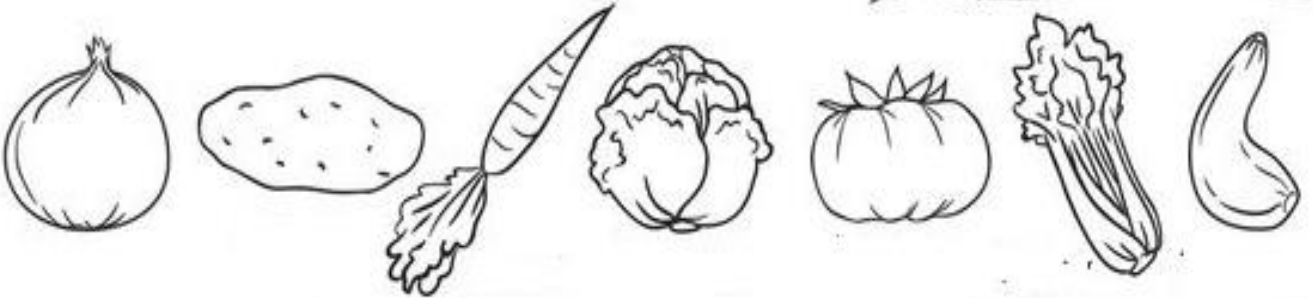
ilke

elli



Gizli nesneleri bulalım.

→ Gizli nesneleri bulalım , aynı renge boyayalım.



Okuyalım, yazalım.



Aşağıdaki kelimeleri okuyalım, alt alta yazalım.

iki

ile

kil

ekli



Ali

İlke

elli

ikili



ekili

lila

ilik

keklik



➡ Aşağıdaki heceleri ve kelimeleri okuyalım.

al	el	il	ak	ek
ik	la	le	li	ka
ke	ki	kil	kal	kel
Ela	Lale	Ali	İlke	iki
kale	elek	kek	lila	elli



Okuyalım, yazalım.

⇒ İlke, iki kek ekle.

⇒ Ali, elli iki kek al.

⇒ Ela ile İlke el ele.

⇒ Lale, iki elek al.

⇒ İlke. İki keklük al.

⇒ İki ala lale ekili.

⇒ Lale ile Ela el al.

5 kere okuyalım, yazalım.




ALİ

Ali iki lale al.

İlke ile elek al.

Ela, elli lale al.

İlke, iki kelek al.



50

Blank writing lines for the number 50.

Four sets of blank writing lines for practicing the poem.





Defterlerimize yapıştıralım , yazalım.

İLKE

İlke kale al.

Ali elli kek al.

Ela, iki kek ekle.

Ali ile lale al.

İLKE

İlke kale al.

Ali elli kek al.

Ela, iki kek ekle.

Ali ile lale al.

İLKE

İlke kale al.

Ali elli kek al.

Ela, iki kek ekle.

Ali ile lale al.

İLKE

İlke kale al.

Ali elli kek al.

Ela, iki kek ekle.

Ali ile lale al.

İLKE

İlke kale al.

Ali elli kek al.

Ela, iki kek ekle.

Ali ile lale al.

İLKE

İlke kale al.


Ali elli kek al.

Ela, iki kek ekle.


Ali ile lale al.



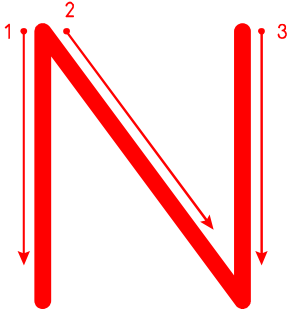
Defterlere yapıştıralım.



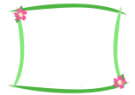
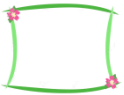



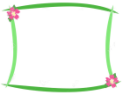

Defterlere yapıştıralım.

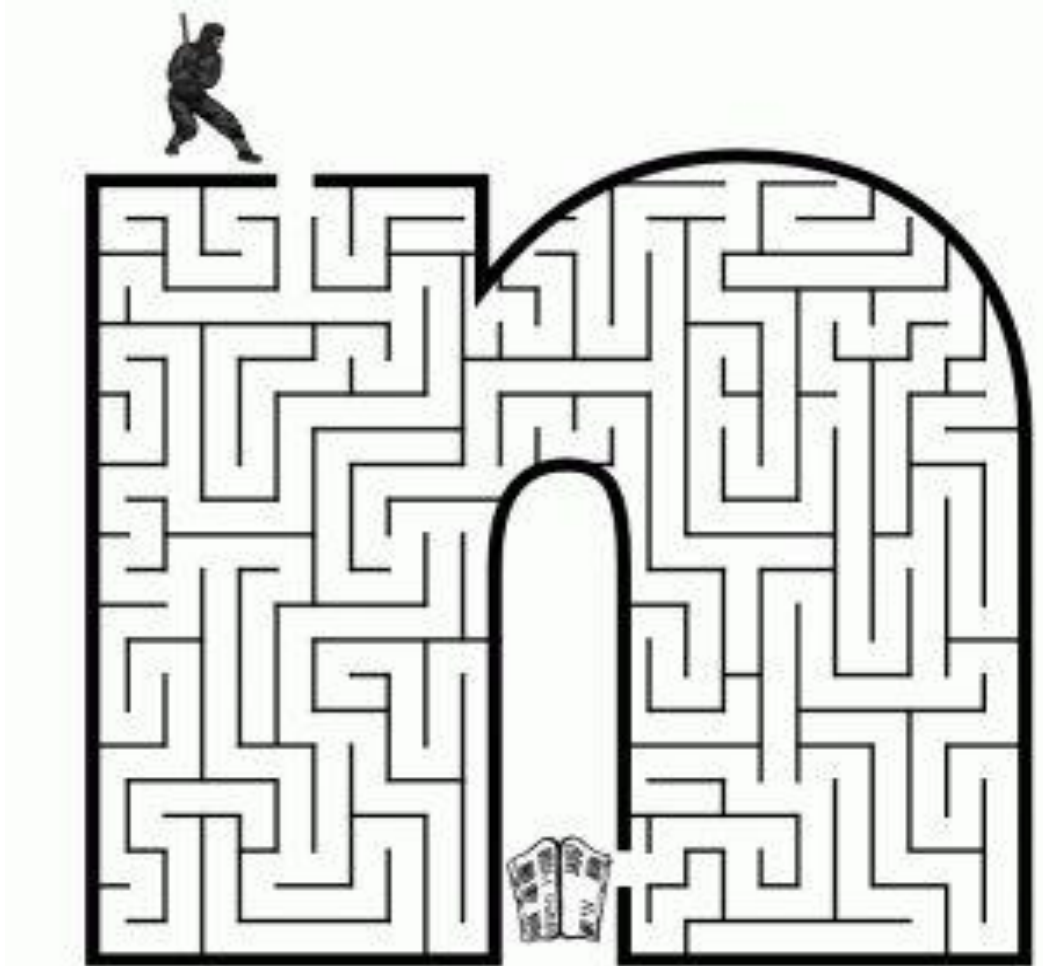
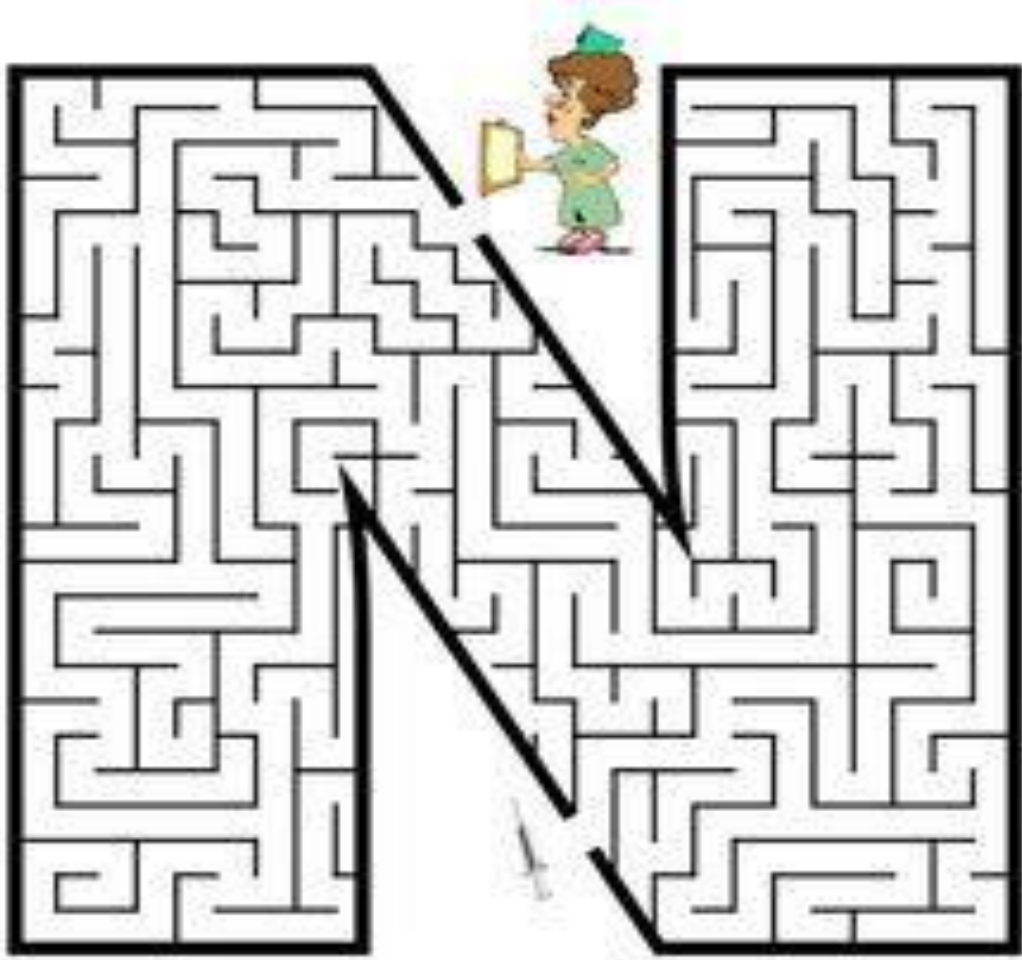


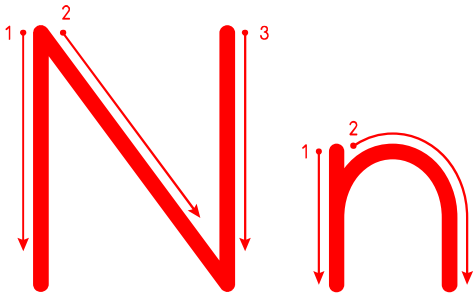
"N - n"



İçinde N - n sesi olan varlıkları işaretleyelim.







Nar



Seslerin üzerinden geçelim, tamamlayalım.

N N N N N N N N N N N N N N N

N N N N N N N N N N N N N N N

n n n n n n n n n n n n n n n

n n n n n n n n n n n n n n n

N N

N N

n n

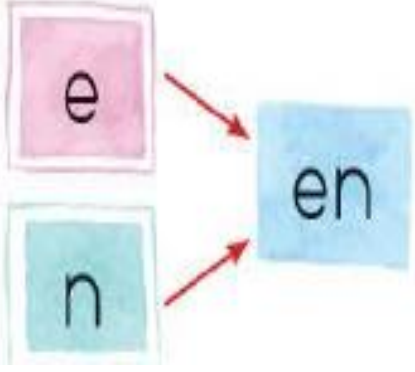
n n



Okuyalım , yazalım.



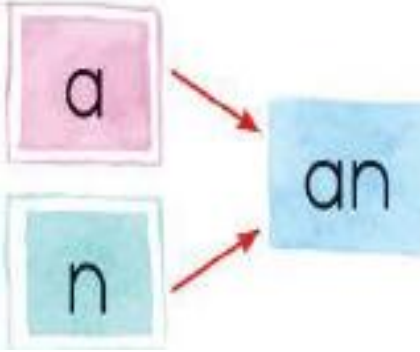
Oluşturulan heceleri okuyalım, yazalım.



en

en

en



an

an

an



in

in

in



Okuyalım , yazalım.



Oluşturulan heceleri okuyalım, yazalım.

n



ne

ne

e



ne

ne

n



na

na

a



na

na

n



ni

ni

i



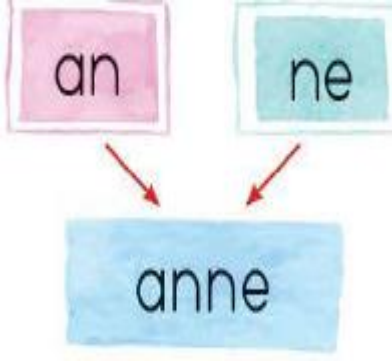
ni

ni

Okuyalım , yazalım.



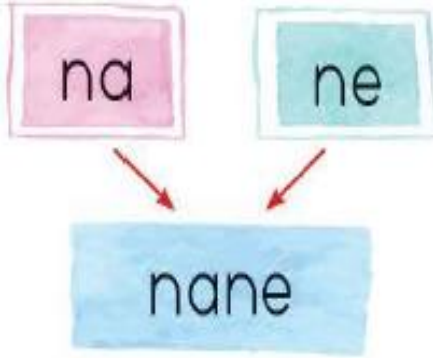
Oluşturulan kelimeleri okuyalım, yazalım.



anne

anne

anne



nane

nane

nane



nine

nine

nine



Okuyalım , yazalım.



Oluşturulan kelimeleri okuyalım, yazalım.



inek

inek

inek



Nail

Nail

Nail



anla

anla

anla



Okuyalım , okuyalım.

ka
kal
kale

ni
nin
nine

in
ine
inek

el
ele
elek

la
lal
lale

Ek

Nane ek

Ali nane ek.

Ali, in nane ek.

Ali, in iki nane ek.

Ali, in nane ek.

Ali nane ek.

Nane ek.

Ek

Nine

Nine ele.

Nine, nane ele.

Nine , iki nane ele.


Nine , elli iki nane ele.

Nine , iki nane ele.

Nine, nane ele.

Nine ele.

Nine





Aşağıdaki kelimeleri okuyalım, alt alta yazalım.

anne



Blank writing lines for the word 'anne'.

nine



Blank writing lines for the word 'nine'.

Nil



Blank writing lines for the word 'Nil'.

Nalan



Blank writing lines for the word 'Nalan'.

nane



Blank writing lines for the word 'nane'.

nal



Blank writing lines for the word 'nal'.

anla



Blank writing lines for the word 'anla'.

nene



Blank writing lines for the word 'nene'.

kelek



Blank writing lines for the word 'kelek'.

inek



Blank writing lines for the word 'inek'.

leke



Blank writing lines for the word 'leke'.

eline



Blank writing lines for the word 'eline'.

➡ Aşağıdaki heceleri ve kelimeleri okuyalım.

↓ el	ek	en	kek	na
↓ al	ak	an	kel	ne
↓ il	ik	in	kal	nane
↓ Ela	İlke	Nil	kale	naneli



Okuyalım, yazalım.

⇒ Anne lale ek.

⇒ Nil, iki nane al.

⇒ Nine iki nane ekle.

⇒ Ali, anla nal al.

⇒ İlke, elli inek al.

⇒ Ela ile nane ekin.

⇒ Nalan ile Ela el ele.

Bol bol okuyalım.

Ekin

Ekin, al.

Ekin, inek al.

Ekin, iki inek al.

Ekin, inek al.

Ekin, al.

Ekin

Anla

Nil anla

Nil nineni anla

Nil anla

Anla

Elle

Nalan elle.

Nalan kelek elle.

Nalan elle.

Elle

İlke

İlke, al.

İlke, elek al.

İlke, in elek al.

İlke, elek al.


İlke, al.

İlke



5 kere okuyalım, yazalım.

Nalan



Nalan, anneni anla.

Nalan, iki nane al.

Nalan, in iki lale al.

Nil ile Nalan el ele.




Four sets of horizontal lines for writing practice, each set consisting of a top blue line, a middle orange line, and a bottom blue line.



Düşünelim, yazalım.

→ Aşağıdaki varlıkların isimlerini yazalım.





Çıktığı kimızı renkte alınız veya boyayınız, deftere yapıştırınız.

➔ Defterlerimize yapıştıralım , yazalım, okuyalım.

ANNE

Anne nane al.
Nalan, in inek al.
İlke nine, kek al.
Ali, kalk nane al.

ANNE

Anne nane al.
Nalan, in inek al.
İlke nine, kek al.
Ali, kalk nane al.

ANNE

Anne nane al.
Nalan, in inek al.
İlke nine, kek al.
Ali, kalk nane al.

ANNE

Anne nane al.
Nalan, in inek al.
İlke nine, kek al.
Ali, kalk nane al.


ANNE

Anne nane al.
Nalan, in inek al.
İlke nine, kek al.
Ali, kalk nane al.

ANNE

Anne nane al.
Nalan, in inek al.
İlke nine, kek al.
Ali, kalk nane al.

Okuyalım, boyayalım



kırmızı kale iki inek

yeşil nine kek Nil

mavi Ekin İlke nane

sarı anne Ela Ali



Nail

Nail, al.

Nail , inek al.

Nail , in iki inek al.

Nail, inek al.

Nail al.

Nail

Anla

Ana anla.

Ana nineni anla.

Ana anla.

Anla

Ekle

Nalan ekle.

Nalan nane ekle.

Nalan ekle.

ekle

Ek

Anne ek.

Anne , nane ek.

Anne kalk iki nane ek.

Anne , nane ek.

Anne ek.

Ek

