

Ad Soyad:.....
Sınıfı:.....
Numarası:.....



2 İLE ÇARPMA İŞLEMİ

Etkinlik: Boşluklara uygun ifadeleri yazıp çarpım tablosunu dolduralım.



1 kere 2, 2 eder.



.....



.....



.....



.....



.....



.....



.....



.....



.....

$1 \times 2 = \dots$

$2 \times 2 = \dots$

$3 \times 2 = \dots$

$4 \times 2 = \dots$

$5 \times 2 = \dots$

$6 \times 2 = \dots$

$7 \times 2 = \dots$

$8 \times 2 = \dots$

$9 \times 2 = \dots$

$10 \times 2 = \dots$

Etkinlik: Boşluklara uygun ifadeleri yazıp çarpım tablosunu dolduralım.



1 kere 3, 3 eder.



.....



.....



.....



.....



.....



.....



.....



.....



.....

$1 \times 3 = \dots$

$2 \times 3 = \dots$

$3 \times 3 = \dots$

$4 \times 3 = \dots$

$5 \times 3 = \dots$

$6 \times 3 = \dots$

$7 \times 3 = \dots$

$8 \times 3 = \dots$

$9 \times 3 = \dots$

$10 \times 3 = \dots$

Etkinlik: Boşluklara uygun ifadeleri yazıp çarpım tablosunu dolduralım.




1 kere 4, 4 eder.



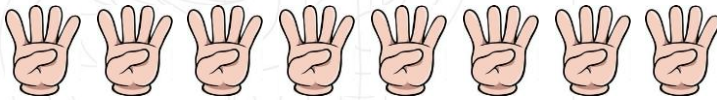
















$1 \times 4 = \dots$

$2 \times 4 = \dots$

$3 \times 4 = \dots$

$4 \times 4 = \dots$

$5 \times 4 = \dots$

$6 \times 4 = \dots$

$7 \times 4 = \dots$

$8 \times 4 = \dots$

$9 \times 4 = \dots$

$10 \times 4 = \dots$

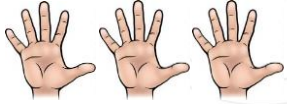
Etkinlik: Boşluklara uygun ifadeleri yazıp çarpım tablosunu dolduralım.



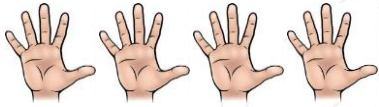
1 kere 5, 5 eder.



.....



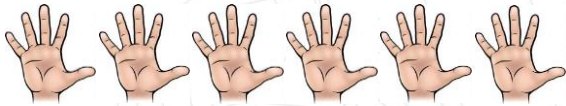
.....



.....



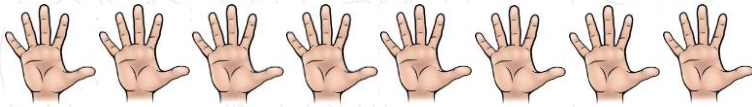
.....



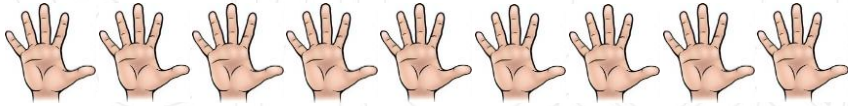
.....



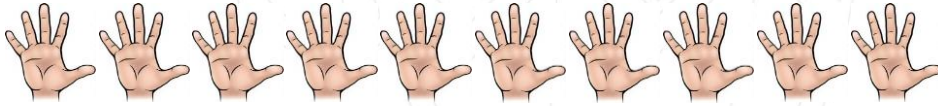
.....



.....



.....



.....

$1 \times 5 = \dots$

$2 \times 5 = \dots$

$3 \times 5 = \dots$

$4 \times 5 = \dots$

$5 \times 5 = \dots$

$6 \times 5 = \dots$

$7 \times 5 = \dots$

$8 \times 5 = \dots$

$9 \times 5 = \dots$

$10 \times 5 = \dots$