




Öğretmek







ve öğrenmek







serenlikle başlar.







Peni çok









seviyoruz






öğretmenim.







Önerim:

- 1- Yazıları noktalı yerlerden keselim. Çocukların asıldıkları ipler uç uca gelecek şekilde panoya asalım.
- 2- Kalp şablonlarını renkli fotokopi kağıdına çekerek çoğaltalım ve panomuza dağınık bir şekilde asalım.
- 3- İsterseniz panonuzun bir köşesine grapon kağıdı ile bir buket yapıp, içine çiçekler de kesebilirsiniz.