

OKUYORUM -YAZIYORUM

1. SINIF



"L, l, Sesi Hazırlık Çalışmaları

Vertical dashed lines for tracing practice, starting with a red arrow pointing down.

Vertical dashed lines for tracing practice, starting with a red arrow pointing down.

Vertical dashed lines for tracing practice, starting with a red arrow pointing down.

Vertical dashed lines for tracing practice, starting with a red arrow pointing down.

Vertical dashed lines for tracing practice, starting with a red arrow pointing down.

Horizontal dashed lines for tracing practice, starting with a red arrow pointing right.


Horizontal dashed lines for tracing practice, starting with a red arrow pointing right.

Horizontal dashed lines for tracing practice, starting with a red arrow pointing right.


Horizontal dashed lines for tracing practice, starting with a red arrow pointing right.

Horizontal dashed lines for tracing practice, starting with a red arrow pointing right.

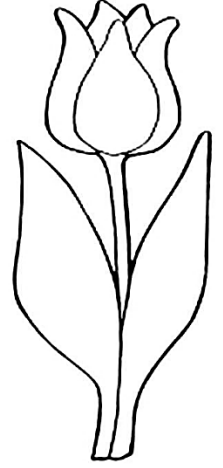

"L, l," Sesi Hazırlık Çalışmaları



limon



leylek









lale




lamba


Aşağıda verilen ses ve resimleri eşleştirelim.




Başında – Ortasında – Sonunda



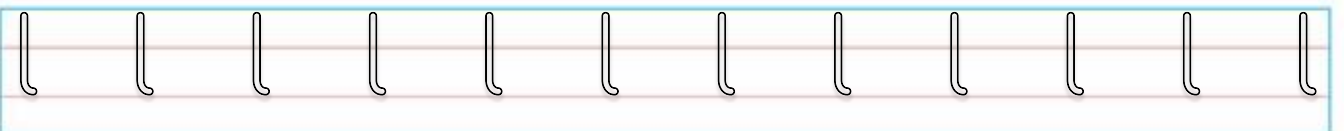
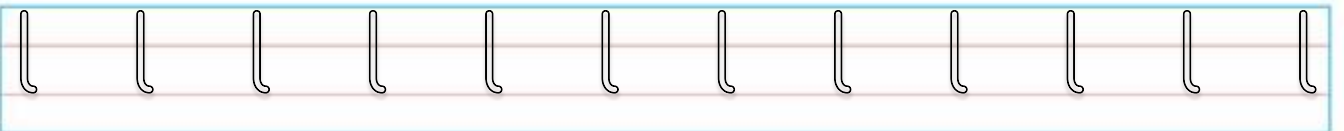
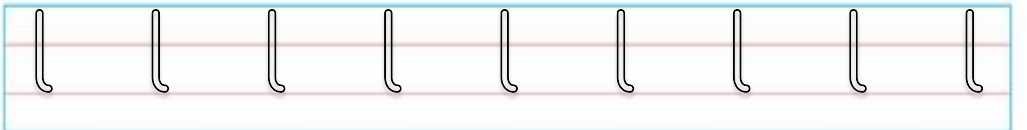
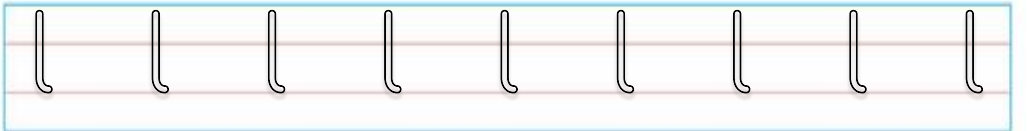
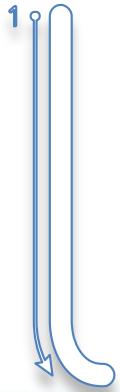
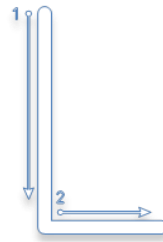
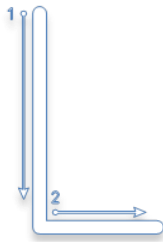
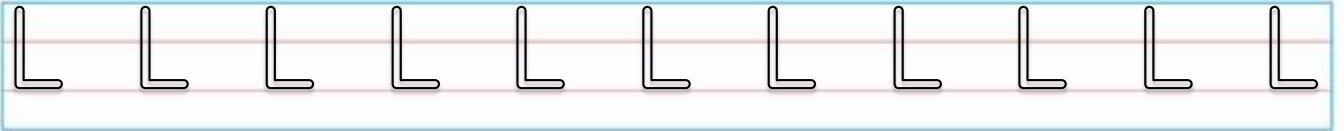
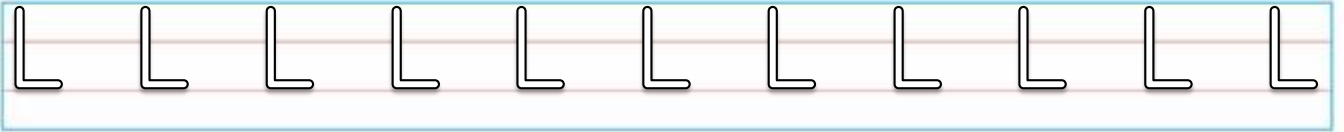
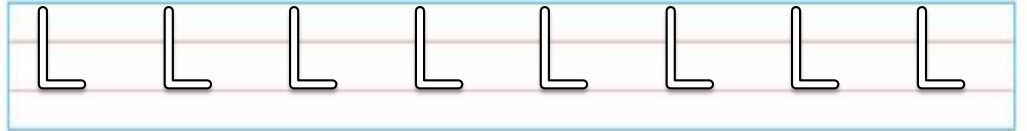
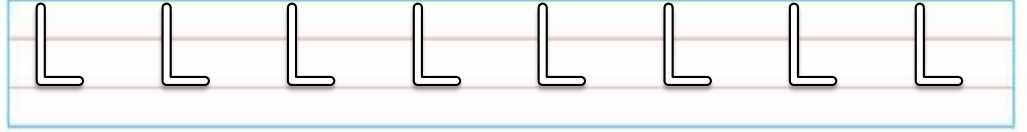
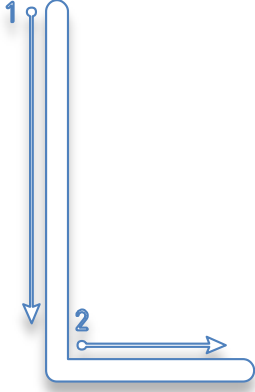














"L, l" Sesini Yazıyorum

L L L L L L L L L L L

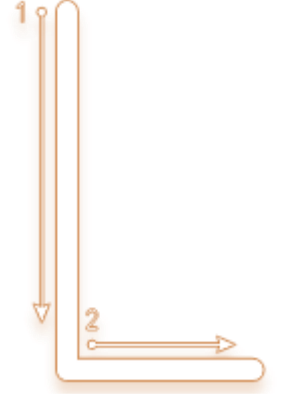
L L L L L L L L L L L

L L L L L L L L L L L

L L L L L L L L L L L L L L L

L L L L L L L L L L L L L L L

L L L L L L L L L L L L L L L



l l l l l l l l l l l

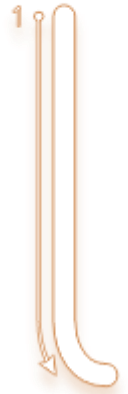
l l l l l l l l l l l

l l l l l l l l l l l

l l l l l l l l l l l l l l l


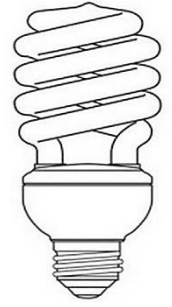
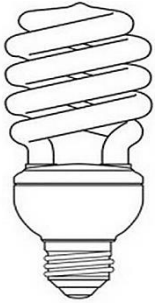

l l l l l l l l l l l l l l l

l l l l l l l l l l l l l l l





Üzerinde **l** sesi olan lambaları **sarıya** diğerlerini istediğin renge boya.





e

l

el



el el el el el el el el el el el el el el

el el el

el el

el

l

e

le

le le le le le le le le le le le le le le

le le le

le le

le



Öğrendiğimiz sesleri yuvarlak içine alalım.

a n e l k i e l

e l

e l

e l

Öğrendiğimiz heceleri yuvarlak içine alalım.

le al el le ek el il

le

le

le

le

1. SINIF

e
le

ele



ele ele ele ele ele ele ele

ele ele ele

ele ele

ele



el
le

elle

elle elle elle elle elle elle elle

elle elle elle

elle elle

elle



Aşağıdaki heceleri okuyup yazınız.

ele

ele

ele

ele

ele

Öğrendiğimiz hece ve kelimeleri yuvarlak içine alalım.

elle

al

ele

le

ekle

el

le

elle

elle

elle

elle

elle

el ele



el ele, el ele, el ele, el ele, el ele

el ele, el ele, el ele

el ele, el ele

el ele

el ele

Aşağıdaki metni bol bol okuyalım. Resmi boyayalım.

EL ELE


El, el, el.

Ele, ele, ele.

Elle, elle, elle.

El ele, el ele,

El ele, elle.





Öğrendiklerimizi tekrar edelim.

el

el

le

le

ele

elle

elle

elle

el ele

el ele

el ele



el

el

el

le

le

le

le

ele

ele

ele

ele

elle

elle

elle

elle



el ele

el ele

el ele

el ele

el ele

Aşağıdaki metni okuyalım ve yan tarafa yazalım.

ELLE

El ele, el ele.

Ele ele el ele.

El ele, el ele.

Elle, elle.

El ele, el elle.

OKUYORUM -YAZIYORUM

1. SINIF



Öğrendiklerimizi tekrar edelim.

E

E

E

e

e

e

L

L

L

l

l

l

OKUYORUM -YAZIYORUM

1. SINIF



Öğrendiklerimizi tekrar edelim.

el

el

le

le

ele

ele

elle

elle

elle

el ele

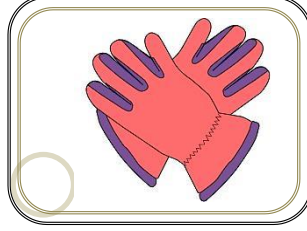
el ele

el ele

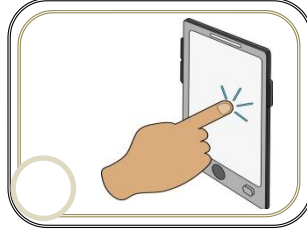
1. SINIF

Verilen kelime ve heceleri okuyup yazalım. Kelime ve heceleri anlatan resimleri bulup işaretleyelim.

1. el



2. elle



3. el ele



4. ele



