



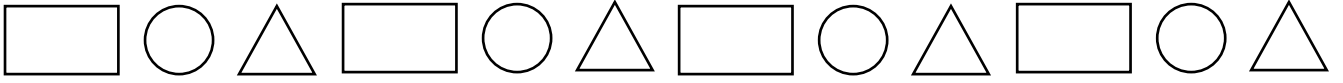
Geometrik örüntüler

AKLIMDA!

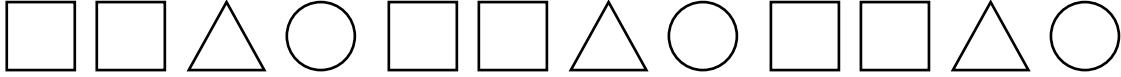
Geometrik Örüntüler

- Belli bir kurala dizilmiş sayı ve şekiller örüntü oluşturur.
- Bir örüntüde eksik bırakılan ögeyi belirlemek için öncelikle örüntünün kuralını belirlemek gerekir.

Etkinlik: Aşağıdaki geometrik örüntülerin kuralını belirleyip örnekteki gibi altına yazalım.



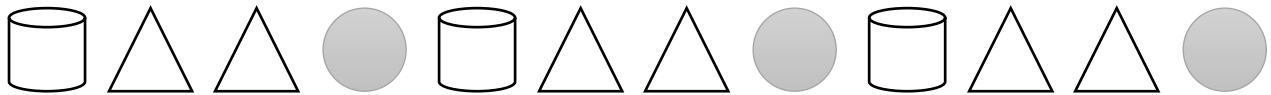
Örüntünün Kuralı: Bir dikdörtgen, bir çember, bir üçgen.....



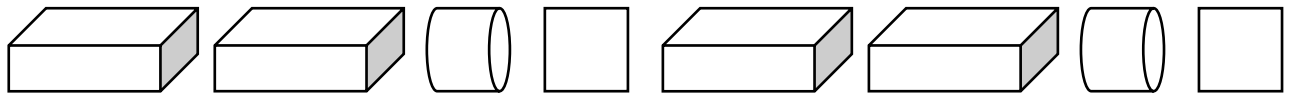
Örüntünün Kuralı:.....



Örüntünün Kuralı:.....



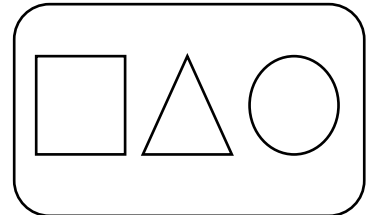

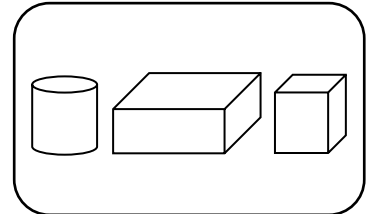
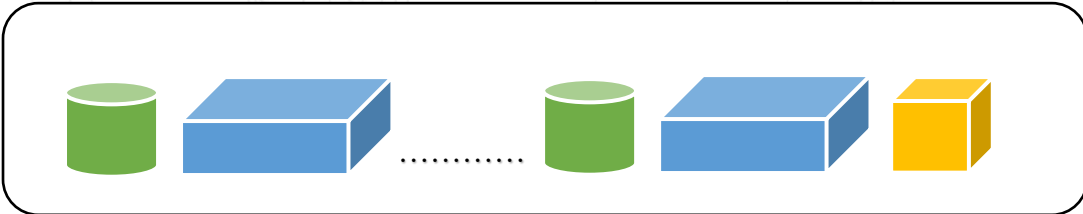
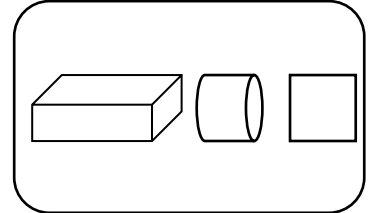
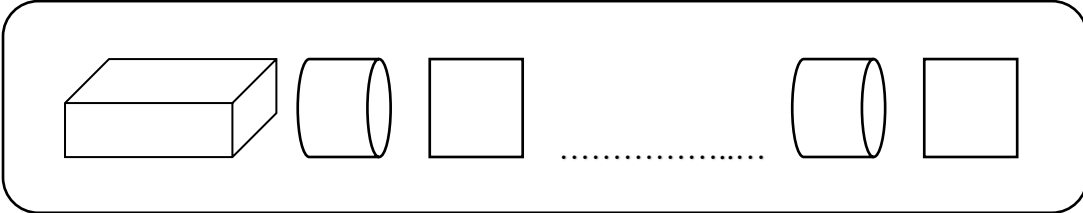
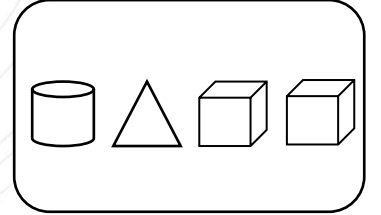
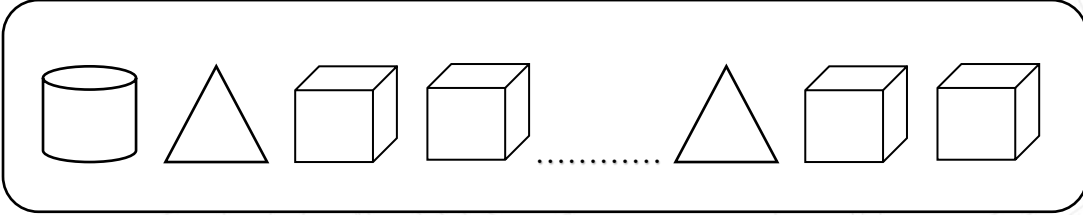
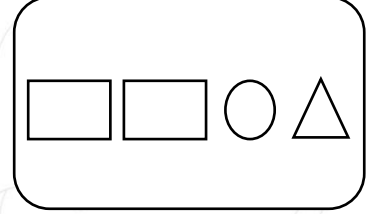
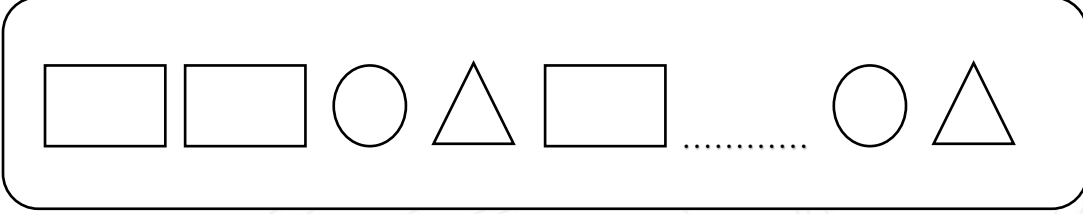
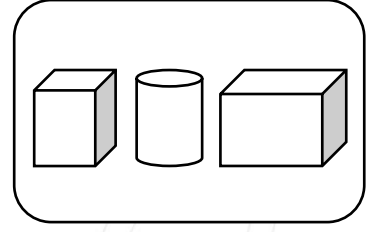
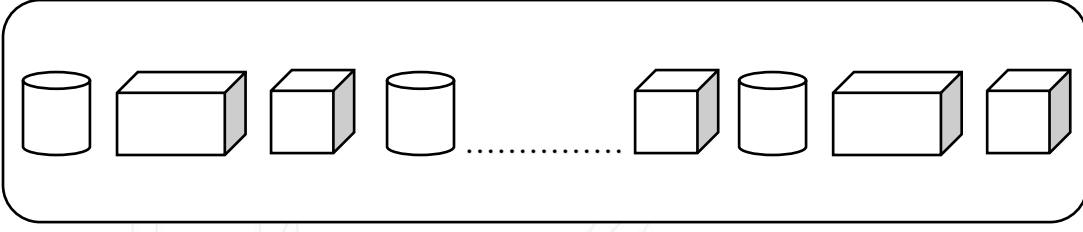


Örüntünün Kuralı:.....

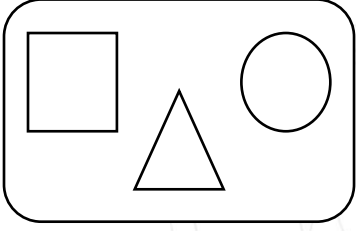


Örüntünün Kuralı:.....

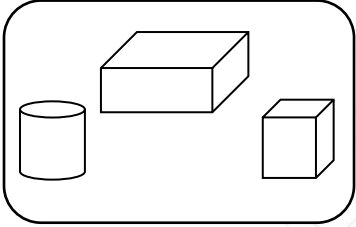
Etkinlik: Aşağıdaki örüntülerde eksik bırakılan öğeyi bulup boyyalım.



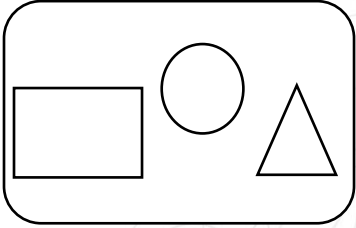
Etkinlik: Verilen şekillerle örüntüler oluşturalım. Kuralını yazalım.



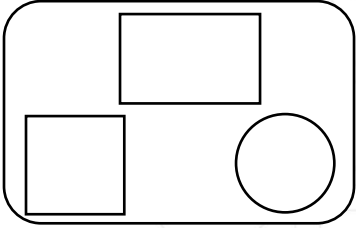
Örüntünün Kuralı:.....




Örüntünün Kuralı:.....



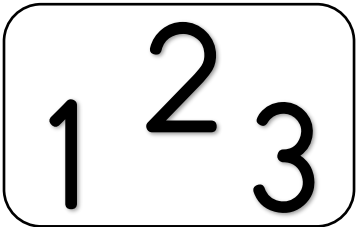
Örüntünün Kuralı:.....



Örüntünün Kuralı:.....



Örüntünün Kuralı:.....



Örüntünün Kuralı:.....